

Cost comparison

You may sign up for these options at any time. We are required to provide price, power source and environmental impact information to customers quarterly. As an example, we selected three kilowatt-hour (kwh) usage levels: 1,000; 3,000; and 5,000, based on rate schedule 23, secondary voltage delivery. The prices used in these charges reflect the energy portion of your bill charged under supply service rate schedules 200, 201 and 202.

Prices are current as of December 1, 2010. The prices do not reflect Supply Service adjustment rate schedule 203, Delivery Service charges, other adjustment rate schedules or local taxes.

Basic Service



Monthly electricity usage

	1,000 kwh	3,000 kwh	5,000 kwh
0-3,000 kwh @ 4.798¢ per kwh	\$47.98	\$143.94	\$143.94
3,001+ kwh @ 3.562¢ per kwh	–	–	\$71.24
Energy cost	\$47.98	\$143.94	\$215.18
No additional option charges per month	–	–	–
Adjusted energy cost	\$47.98	\$143.94	\$215.18

Blue SkySM Block



Monthly electricity usage

	1,000 kwh	3,000 kwh	5,000 kwh
0-3,000 kwh @ 4.798¢ per kwh	\$47.98	\$143.94	\$143.94
3,001+ kwh @ 3.562¢ per kwh	–	–	\$71.24
Energy cost	\$47.98	\$143.94	\$215.18
Additional option charge per month \$1.95 per 100-kwh increment (1 block)	\$1.95	\$1.95	\$1.95
Adjusted energy cost with 1 block	\$49.93	\$145.89	\$217.13

Blue Sky Usage



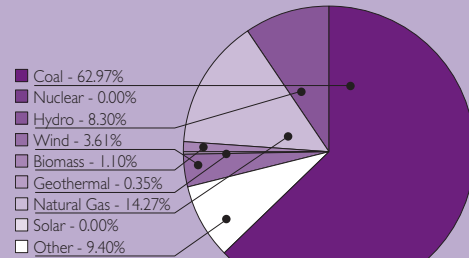
Monthly electricity usage

	1,000 kwh	3,000 kwh	5,000 kwh
0-3,000 kwh @ 5.998¢ per kwh	\$59.98	\$179.94	\$179.94
3,001+ kwh @ 4.762¢ per kwh	–	–	\$95.24
Energy cost	\$59.98	\$179.94	\$275.18
Additional option charges of \$0.0120 per kwh (included in charge above)	–	–	–
Adjusted energy cost	\$59.98	\$179.94	\$275.18

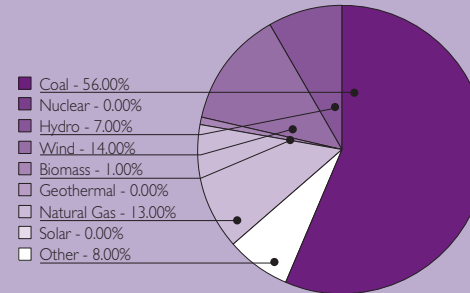
Supply mix

The portion supplied by Pacific Power is based on recent utility production and purchases (may not equal 100 percent due to rounding). For further explanation of the resources listed in the supply mix charts, go to pacificpower.net/rates.

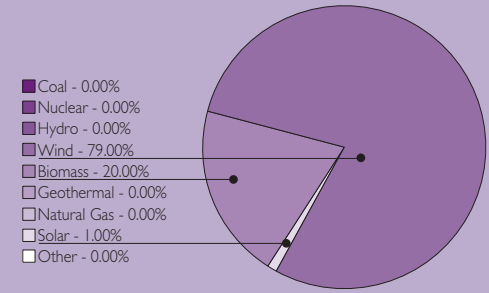
Supply mix shown here is based on 2009 net system resources. Blue Sky program supply mix is based on 2009 program results.



Pacific Power may save the environmental attributes ("Renewable Energy Credits" or "green tags") associated with the eligible renewable energy (wind, biomass and some hydro) in our Basic Service resource mix to comply with Oregon's Renewable Portfolio Standard beginning in 2011. For more information, visit pacificpower.net/rates.



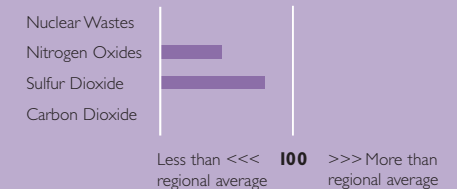
This supply mix is representative of a business customer with an average usage of 1,234 kwh per month purchasing one 100-kwh block. Environmental benefits are equivalent to not driving 1,487 miles.



Based on an average kwh usage of 1,234. Environmental benefits are equivalent to not driving 18,343 miles. Features energy from a blend of renewable resources – at least 79% wind, up to 20% biomass and 1% solar.

Environmental impact

Amounts of pollutants per kilowatt-hour of supply mix, compared to the Northwest U.S. average.



Blue Sky Habitat

Monthly electricity usage

1,000 kwh 3,000 kwh 5,000 kwh

0-3,000 kwh @ 5.998¢ per kwh	\$59.98	\$179.94	\$179.94
3,001+ kwh @ 4.762¢ per kwh	—	—	\$95.24
Energy cost	\$59.98	\$179.94	\$275.18
Additional option charges of \$0.0120 per kwh and \$2.50 monthly donation.	\$2.50	\$2.50	\$2.50
Adjusted energy cost	\$62.48	\$182.44	\$277.68

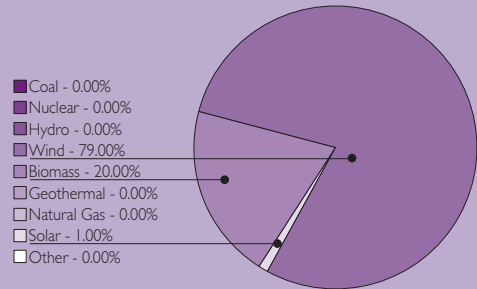
Time of Use

Monthly electricity usage

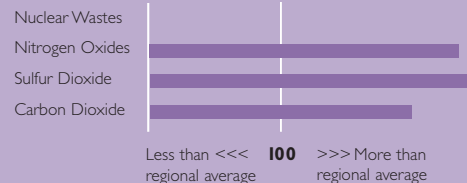
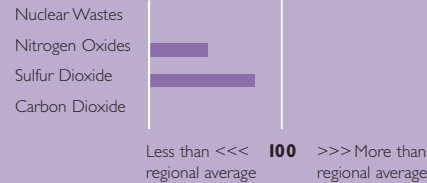
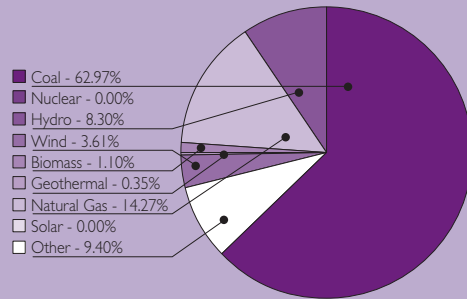
1,000 kwh 3,000 kwh 5,000 kwh

0-3,000 kwh On-Peak @ 14.148¢ per kwh Off-Peak @ 3.360¢ per kwh	\$47.62	\$142.87	\$142.87
3,001+ kwh On-Peak @ 12.912¢ per kwh Off-Peak @ 2.124¢ per kwh	—	—	\$70.53
Energy cost	\$47.62	\$142.87	\$213.40
Additional option charges: \$1.50 meter fee	\$1.50	\$1.50	\$1.50
Adjusted energy cost	\$49.12	\$144.37	\$214.90

Based on summer Time of Use rates, average usage pattern with no shifting of electricity usage (13% On-Peak, 87% Off-Peak).



Based on an average kwh usage of 1,234. Environmental benefits are equivalent to not driving 18,343 miles. Features energy from a blend of renewable resources – at least 79% wind, up to 20% biomass and 1% solar.



Comparing your Power Options

For more information about your options or to enroll, please visit our website at pacificpower.net or call us, Monday through Friday, 8 a.m. to 5 p.m., toll free at **1-800-769-3717**.

Renewable Portfolio Standard – please visit pacificpower.net/ORrates for information on PacifiCorp's implementation plan to comply with Oregon's renewable portfolio standard.

Electricity can be generated in a number of ways. This quarterly brochure helps you compare the prices, fuel sources and environmental impact of electricity options available to you. We hope you find this information helpful.



Let's turn the answers on.