



Washington DSM Advisory Group Meeting

March 23, 2026

Agenda

- PacifiCorp's Announcement of Intent to Sell Washington Service Area – **Inform**
- System Benefits Charge Review (Schedule 191) – **Inform and Discuss**
- 2026-2027 DSM Forecast – **Inform and Discuss**
- Energy Efficiency Updates
 - Planning Updates – **Inform**
 - Program Updates – **Inform**
 - Low Income Weatherization
 - Wattsmart Homes
 - Wattsmart Business
- Clean Energy Transformation Act Updates - **Inform**
 - Clean Energy Implementation Plan
 - Equity Advisory Group
- Recent Filings & Upcoming Drafts - **Inform**
- Wrap-up



PacifiCorp Announcement

Zac Hymes

PacifiCorp Announcement

PacifiCorp has entered into an agreement with Portland General Electric (PGE) to sell its wind plants and thermal generation plant along with distribution assets and infrastructure to serve customers in Washington.

Acquisition is subject to regulatory approvals, with closing expected approximately 12 months after the regulatory filing is submitted. If approved, the Washington utility will operate as a separate entity from PGE, continue serving Washington customers, and remain regulated by Washington authorities.



System Benefits Charge Review

Zac Hymes

System Benefits Charge Review – Current State

2025 Actuals

(SBC revenue is negative values, rate last changed 8/1/2025, account in relative balance through 2025)

	Monthly Costs Energy Efficiency	Monthly Costs Demand Response	SBC Recovery	Cash Basis Accumulative Balance	Accrued Costs	Accrual Basis Accumulative Balance
January	1,648,586	27,675	(2,328,983)	(33,764)	(388,999)	872,793
February	1,550,003	82,389	(2,304,045)	(705,417)	560,365	761,505
March	1,687,247	32,611	(1,928,038)	(913,597)	43,099	596,425
April	1,069,947	46,992	(1,614,921)	(1,411,578)	(143,482)	(45,039)
May	1,725,546	28,631	(1,472,216)	(1,129,617)	(52,429)	184,493
June	2,429,078	77,391	(1,737,715)	(360,863)	(95,261)	857,986
July	1,440,983	166,993	(2,034,007)	(786,895)	(86,006)	345,949
August	2,242,733	(38,681)	(2,300,266)	(883,109)	(78,639)	171,096
September	2,085,910	73,092	(2,508,261)	(1,232,367)	130,952	(47,210)
October	1,753,415	9,481	(2,098,645)	(1,568,117)	(15,232)	(398,191)
November	2,533,940	84,117	(2,142,996)	(1,093,056)	(32,340)	44,529
December	2,756,511	68,964	(2,566,869)	(834,450)	816,375	1,119,510
2025 Totals	22,923,899	659,656	(25,036,962)		658,404	



System Benefits Charge Review – With No Changes to Revenue

2026

	Monthly Costs Energy Efficiency	Monthly Costs Demand Response	SBC Recovery	Cash Basis Accumulative Balance	Accrued Costs	Accrual Basis Accumulative Balance
January	1,573,905	(2,368)	(2,764,694)	(2,027,608)	210,361	136,713
February	1,590,492	200,159	(2,723,962)	(2,960,919)		(796,599)
March	1,881,551	200,159	(2,279,427)	(3,158,636)		(994,316)
April	1,911,633	200,159	(1,909,244)	(2,956,088)		(791,767)
May	1,819,290	200,159	(1,740,530)	(2,677,169)		(512,848)
June	2,298,920	200,159	(2,054,417)	(2,232,507)		(68,187)
July	1,921,133	200,159	(2,404,709)	(2,515,924)		(351,603)
August	2,093,350	200,159	(2,719,495)	(2,941,909)		(777,589)
September	1,937,533	200,159	(2,965,397)	(3,769,614)		(1,605,294)
October	1,902,528	200,159	(2,481,127)	(4,148,054)		(1,983,733)
November	2,667,121	200,159	(2,533,562)	(3,814,336)		(1,650,015)
December	3,852,252	200,159	(3,034,686)	(2,796,611)		(632,291)
2026 Totals	25,449,707	2,199,382	(29,611,250)		210,361	

2027

	Monthly Costs Energy Efficiency	Monthly Costs Demand Response	SBC Recovery	Cash Basis Accumulative Balance	Accrued Costs	Accrual Basis Accumulative Balance
January	1,250,208	233,981	(2,753,444)	(4,065,866)		(2,111,907)
February	1,588,559	233,981	(2,723,962)	(4,967,289)		(3,013,329)
March	1,879,264	233,981	(2,279,427)	(5,133,471)		(3,179,512)
April	1,909,309	233,981	(1,909,244)	(4,899,425)		(2,945,465)
May	1,817,079	233,981	(1,740,530)	(4,588,896)		(2,634,936)
June	2,296,125	233,981	(2,054,417)	(4,113,207)		(2,159,247)
July	1,918,798	233,981	(2,404,709)	(4,365,137)		(2,411,177)
August	2,090,805	233,981	(2,719,495)	(4,759,845)		(2,805,885)
September	1,935,177	233,981	(2,965,397)	(5,556,083)		(3,602,124)
October	1,900,216	233,981	(2,481,127)	(5,903,014)		(3,949,054)
November	2,663,879	233,981	(2,533,562)	(5,538,716)		(3,584,756)
December	3,847,569	233,981	(3,034,686)	(4,491,852)		(2,327,532)
2027 Totals	25,096,988	2,807,771	(29,600,000)		-	

2026 and 2027, Actuals +
Forecast - Revenue is in
negative values

Assumes 2026 forecasted
expenditures and 2027
planned expenditures in
DSM Business Plan

With **no change** to current
annual SBC collection
rate, account forecasted
to be over-collected
through August 2027



System Benefits Charge Review – Proposed Changes

- SBC account in relative balance as of Dec 2025
- System Benefits Charge current annual revenue is \$29.6 million
- 2026 forecasted **energy efficiency** expenditures: \$25.1 million
 - Same as in 2026 forecast slide reviewing later
 - Best available info from implementers as of early February 2026
- 2026 forecasted **demand response** expenditures: \$2.3 million
- Propose a decrease to System Benefits Charge (Schedule 191) to collect \$27 million annually so account is close to in balance in 2027
 - If approved, a Residential customer using an average of 1,200 kWh would see a bill decrease of approximately \$0.80 per month

System Benefits Charge Review – With Proposed Changes to Revenue

2026

	Monthly Costs Energy Efficiency	Monthly Costs Demand Response	SBC Recovery	Cash Basis Accumulative Balance	Accrued Costs	Accrual Basis Accumulative Balance
January	1,573,905	(2,368)	(2,764,694)	(2,027,608)	210,361	136,713
February	1,590,492	200,159	(2,723,962)	(2,960,919)		(796,599)
March	1,881,551	200,159	(2,279,427)	(3,158,636)		(994,316)
April	1,911,633	200,159	(1,909,244)	(2,956,088)		(791,767)
May	1,819,290	200,159	(1,740,530)	(2,677,169)		(512,848)
June	2,298,920	200,159	(2,054,417)	(2,232,507)		(68,187)
July	1,921,133	200,159	(2,404,709)	(2,515,924)		(351,603)
August	2,093,350	200,159	(2,480,620)	(2,703,035)		(538,714)
September	1,937,533	200,159	(2,704,923)	(3,270,266)		(1,105,945)
October	1,902,528	200,159	(2,263,190)	(3,430,768)		(1,266,448)
November	2,667,121	200,159	(2,311,019)	(2,874,508)		(710,187)
December	3,852,252	200,159	(2,768,126)	(1,590,223)		574,098
2026 Totals	25,449,707	2,199,382	(28,404,862)		210,361	

2027

	Monthly Costs Energy Efficiency	Monthly Costs Demand Response	SBC Recovery	Cash Basis Accumulative Balance	Accrued Costs	Accrual Basis Accumulative Balance
January	1,250,208	233,981	(2,511,588)	(2,617,621)		(663,662)
February	1,588,559	233,981	(2,484,695)	(3,279,777)		(1,325,818)
March	1,879,264	233,981	(2,079,207)	(3,245,740)		(1,291,780)
April	1,909,309	233,981	(1,741,540)	(2,843,989)		(890,030)
May	1,817,079	233,981	(1,587,646)	(2,380,576)		(426,616)
June	2,296,125	233,981	(1,873,962)	(1,724,431)		229,528
July	1,918,798	233,981	(2,193,484)	(1,765,137)		188,823
August	2,090,805	233,981	(2,480,620)	(1,920,971)		32,989
September	1,935,177	233,981	(2,704,923)	(2,456,735)		(502,775)
October	1,900,216	233,981	(2,263,190)	(2,585,728)		(631,769)
November	2,663,879	233,981	(2,311,019)	(1,998,888)		(44,928)
December	3,847,569	233,981	(2,768,126)	(685,464)		1,478,857
2027 Totals	25,096,988	2,807,771	(27,000,000)		-	

2026 and 2027, Actuals + **Forecast** - Revenue is in negative values

Assumes 2026 forecasted expenditures and 2027 planned expenditures in DSM Business Plan

With **change** to current annual SBC collection rate, account forecasted to be in balance on an accrual basis for most of 2027

Next Adjustment Opportunity



System Benefits Charge Review – Discussion & Next Steps

Seeking input today on

- **Proposed decrease from \$29.6 to \$27 million annually**
- **Timing (rate change effective 8/1/2026)**

Next Steps

- Draft filing to advisory groups by 5/1/2026
- Comments requested by Friday, 5/15/2026
- File by 6/1/2026
- Effective date for rate change if approved - 8/1/2026
- Re-analyze no later than March 2027

System Benefits Charge Review – Conditions & Rules

WAC 480-109-130	2		Conservation cost recovery adjustment	(2) A utility must make a conservation cost recovery filing no later than June 1st of each year, with a requested effective date at least sixty days after the filing.
WAC 480-109-130	2		Conservation cost recovery adjustment	(2) If the utility believes that a filing is unnecessary, then it must file a request for exception and supporting documents no later than May 1st of each year demonstrating why a rate change is not necessary.
Docket UE-250825 Order 01 Attachment A	12	d	Recovery through an Electric Conservation Service Rider	PacifiCorp must file revisions to its cost recovery tariff (Schedule 191) by June 1 each year, with requested effective date of August 1 of that same year.

2026-2027 DSM Forecast

Zac Hymes



February 2026 Forecast – 2026 Outlook

Program or Initiative	DSM 2026 Business Plan 10/31/2025 rev 01/08/2026		2026 Forecast 2/13/2026		Current Forecast - % of Forecast to 2026 in Business Plan	
	2026		2026		2026	
	Gross kWh/Yr Savings @site	Estimated Expenditures	Gross kWh/Yr Savings @site	Estimated Expenditures	Gross kWh/Yr Savings @site	Estimated Expenditures
Low Income Weatherization (114)	72,380	\$ 920,085	72,362	\$ 920,064	100%	100%
Wattsmart Homes (118)	4,793,578	\$ 8,390,957	3,951,511	\$ 7,722,392	82%	92%
Home Energy Reports (N/A)	2,616,000	\$ 343,565	3,279,036	\$ 349,819	125%	102%
Total Residential Programs	7,481,958	\$ 9,654,608	7,302,909	\$ 8,992,275	98%	93%
Wattsmart Business (140) - Commercial	25,461,218	\$ 10,619,778	18,735,314	\$ 8,215,573	74%	77%
Wattsmart Business (140) - Industrial	8,838,107	\$ 3,359,856	13,140,301	\$ 5,762,118	149%	171%
Wattsmart Business (140) - Irrigation	1,240,694	\$ 529,161	149,875	\$ 65,721	12%	12%
Total Wattsmart Business Program	35,540,020	\$ 14,508,795	32,025,490	\$ 14,043,412	90%	97%
Northwest Energy Efficiency Alliance	3,913,945	\$ 1,132,292	3,913,945	\$ 1,132,292	100%	100%
Distribution Efficiency	62,800		62,800		100%	
Production Efficiency	-		-			
Total Other Conservation Initiatives	3,976,745	\$ 1,132,292	3,976,745	\$ 1,132,292	100%	100%
Be wattsmart, Begin at Home		\$ 74,655		\$ 74,655		100%
Customer outreach/communication		\$ 250,000		\$ 250,000		100%
Program Evaluations (& savings verification)		\$ 327,445		\$ 327,445		100%
Potential study update/analysis		\$ 170,000		\$ 170,000		100%
Planning support		\$ 75,000		\$ 75,000		100%
System Support		\$ 10,570		\$ 10,570		100%
End use load research		\$ 10,283		\$ 10,283		100%
Regional Technical Forum (RTF) funding		\$ 41,600		\$ 41,600		100%
Total Portfolio-Level Expenses		\$ 959,552		\$ 959,552		100%
Total PacifiCorp Conservation	43,084,778	\$ 25,122,955	39,391,199	\$ 23,995,239	91%	96%
Total System Benefits Charge Conservation	46,998,723	\$ 26,255,247	43,305,144	\$ 25,127,532	92%	96%

PAC kWh 2026 Forecast

91% of DSM Business Plan

- Residential – 98%
- Business – 90%

PAC \$ 2026 Forecast

96% of DSM Business Plan

- Residential – 93%
- Business – 97%

Notes:

- %s are % of DSM Business Plan, not % of EIA Targets
- *Presenting February Forecast, as it was the basis of the SBC Review provided earlier*

Orange = From 2026-2027 DSM Business Plan
Green = From Implementer Forecasts

February 2026 Forecast – 2026+2027 Outlook

Program or Initiative	2026 Forecast 2/13/2026		DSM 2027 Business Plan 10/31/2025 rev 01/08/2026		2026 Forecast + 2027 Business Plan		2026 Forecast + 2027 Business Plan - % to Business Plan	
	2026		2027		2026 + 20207		2026 + 20207	
	Gross kWh/Yr Savings @site	Estimated Expenditures	Gross kWh/Yr Savings @site	Estimated Expenditures	Gross MWh Savings @site	Estimated Expenditures	Gross MWh Savings @site	Estimated Expenditures
Low Income Weatherization (114)	72,362	\$ 920,064	72,380	\$ 1,047,241	145	\$ 1,967,305	100%	100%
Wattsmart Homes (118)	3,951,511	\$ 7,722,392	4,744,150	\$ 8,111,510	8,696	\$ 15,833,902	91%	96%
Home Energy Reports (N/A)	3,279,036	\$ 349,819	2,328,000	\$ 344,654	5,607	\$ 694,473	113%	101%
Total Residential Programs	7,302,909	\$ 8,992,275	7,144,530	\$ 9,503,405	14,447	\$ 18,495,680	99%	97%
Wattsmart Business (140) - Commercial	18,735,314	\$ 8,215,573	23,981,215	\$ 10,154,521	42,717	\$ 18,370,093	86%	88%
Wattsmart Business (140) - Industrial	13,140,301	\$ 5,762,118	7,713,491	\$ 3,080,731	20,854	\$ 8,842,850	126%	137%
Wattsmart Business (140) - Irrigation	149,875	\$ 65,721	1,250,694	\$ 547,118	1,401	\$ 612,839	56%	57%
Total Wattsmart Business Program	32,025,490	\$ 14,043,412	32,945,401	\$ 13,782,370	64,971	\$ 27,825,782	95%	98%
Northwest Energy Efficiency Alliance	3,913,945	\$ 1,132,292	4,376,972	\$ 1,133,016	8,291	\$ 2,265,308	100%	100%
Distribution Efficiency	62,800		-		63		100%	
Production Efficiency	-		-		-			
Total Other Conservation Initiatives	3,976,745	\$ 1,132,292	4,376,972	\$ 1,133,016	8,354	\$ 2,265,308	100%	100%
Be wattsmart, Begin at Home		\$ 74,655		\$ 75,775		\$ 150,430		100%
Customer outreach/communication		\$ 250,000		\$ 250,000		\$ 500,000		100%
Program Evaluations (& savings verification)		\$ 327,445		\$ 190,502		\$ 517,947		100%
Potential study update/analysis		\$ 170,000		\$ 33,250		\$ 203,250		100%
Planning support		\$ 75,000		\$ 75,000		\$ 150,000		100%
System Support		\$ 10,570		\$ 10,570		\$ 21,140		100%
End use load research		\$ 10,283		\$ -		\$ 10,283		100%
Regional Technical Forum (RTF) funding		\$ 41,600		\$ 43,100		\$ 84,700		100%
Total Portfolio-Level Expenses		\$ 959,552		\$ 678,197		\$ 1,637,749		100%
Total PacifiCorp Conservation	39,391,199	\$ 23,995,239	40,089,931	\$ 23,963,972	79,481	\$ 47,959,211	96%	98%
Total System Benefits Charge Conservation	43,305,144	\$ 25,127,532	44,466,903	\$ 25,096,988	87,772	\$ 50,224,519	96%	98%

PAC kWh 2026-2027 Forecast

Forecast

96% of DSM Business Plan

- Residential – 99%
- Business – 95%

PAC \$ 2026-2027 Forecast

98% of DSM Business Plan

- Residential – 97%
- Business – 98%

Notes:

- %s are % of DSM Business Plan, not % of EIA Targets
- **Presenting February Forecast, as it was the basis of the SBC Review provided earlier**

Orange = From 2026-2027 DSM Business Plan
Green = From Implementer Forecasts

February 2026 Forecast – EIA Targets

Category	2026-2027 Targets	2026-2027 DSM Business Plan		2026 Forecast 2/13/2026 - 2026+2027	
	Gross MWh Savings @site	Gross MWh Savings @site	% of Target	Gross MWh Savings @site	Forecast % of Target
i. Ten-year potential:	416,069				
ii. Two-year EIA target (includes NEEA):	83,214	91,466	110%	87,772	105%
iii. Two-year EIA Penalty Threshold (excludes NEEA):	74,923	83,175	111%	79,481	106%
iv. Two-year Decoupling Penalty Threshold (5% of EIA Target):	4,161				
v. Two-Year Utility Conservation Goal (EIA Target + Decoupling):	87,375	91,466	105%	87,772	100%
NEEA	8,291				
Two-year targets subject to penalty (EIA penalty threshold +decoupling penalty threshold)	79,084	83,175	105%	79,481	101%

<u>2026-2027 Expenditure Forecast (including NEEA):</u>	
2026-2027 DSM Business Plan (10/31/2025-rev 1/8/2026)	\$51,352,235
Feb 2026 Forecast	\$50,224,519
Feb 2026 Forecast % of 2026-2027 DSM Business Plan	98%

Actual Impacts to Program Savings

Wattsmart Business

- Dust collection project, >500,000 kWh, 2 of 3 lines shut down due to tariffs on Canadian goods
- Food processing plant shut down entirely
- Over 3 million kWh lost due to customer shutting down one of two machines and laying off approximately half of staff. All capital project leads or projects on indefinite hold.

Any questions from the group, or thoughts on a forward path from these impacts?

Docket UE-250825 Conditions

Docket UE-250825 Order 01 Attachment A	3	d	Advisory Group	PacifiCorp must inform the Advisory Group members when its projected expenditures indicate that PacifiCorp will spend more than 120 percent or less than 80 percent of its annual conservation budget.
Docket UE-250825 Order 01 Attachment A	3	e	Advisory Group	If PacifiCorp believes that an event beyond its reasonable control has occurred that may prevent it from meeting its combined EIA Penalty Threshold and Decoupling Penalty Threshold, PacifiCorp will confer with the Advisory Group members as soon as possible to determine a path forward. See RCW 19.285.040(1)(e) and RCW 19.285.060(2).

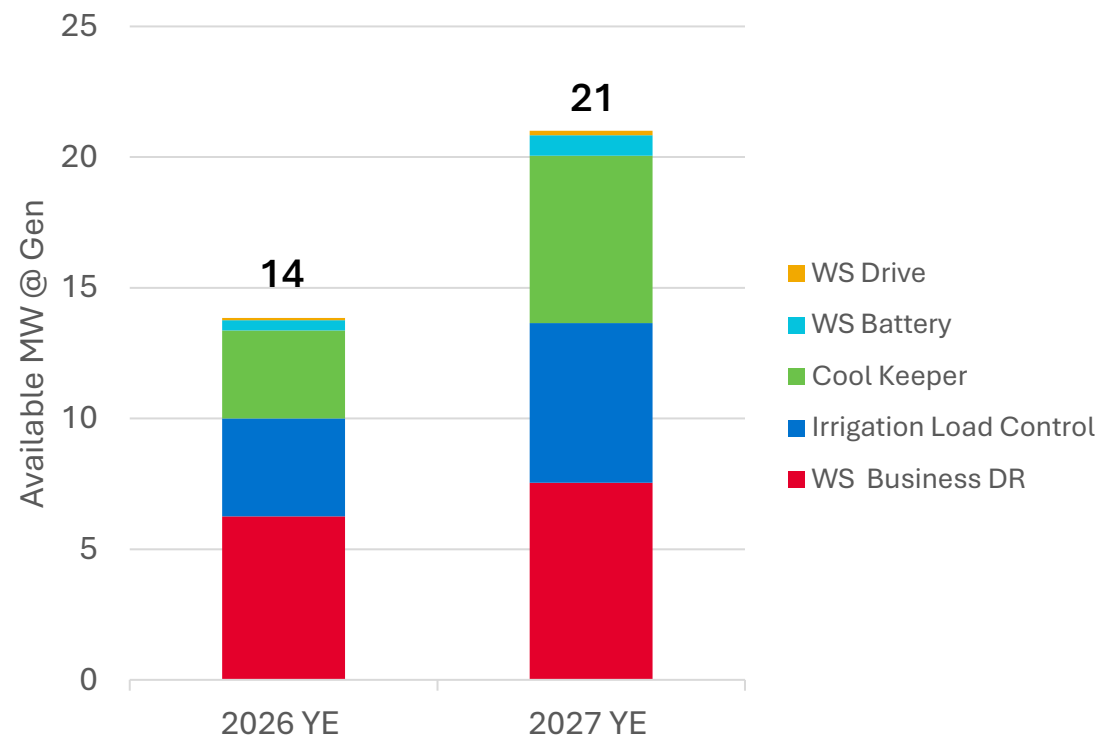
Energy efficiency forecasts and impacts being reported through program implementors are provided and discussed in each DSM Advisory Group meeting to comply these Conditions

Demand Response Forecast

Est. Portfolio Expenditures

Program	2026	2027
Wattsmart Business DR	\$755,362	\$871,052
Irrigation Load Control	\$471,430	\$433,382
Cool Keeper	\$678,422	\$816,896
Wattsmart Batteries	\$336,000	\$361,000
Wattsmart Drive	\$54,533	\$87,033
TOTAL	\$2,295,746	\$2,569,364

Portfolio Capacity






Energy
Efficiency
Updates

Planning Updates

Alex Osteen



2027 Conservation Potential Assessment (CPA) Work Plan



Task	Q4 2025	Q1 2026	Q2 2026	Q3 2026	Q4 2026	Q1 2027	Q2 2027
Task 1: Develop Work Plan*	Nov 2025						
Task 2: Research and Study Inputs*			May 2026				
Task 3: Analysis of DSM Potential*			<i>Initial Results</i> June 2026	<i>Final Results</i> July 2026	(Addtl QC & Feedback)	(Addtl QC & Feedback)	
Task 4: Scenario and Sensitivity Analysis				Sept 2026			
Task 5: Present Data and Reporting*					<i>Draft Report</i> Nov 2026	<i>Final Report</i> Mar 2027	
Task 6: Stakeholder Support*							Final Q&A

* Places in the study where stakeholders will be able to review and comment on interim deliverables

Energy Efficiency (EE) Measure List Changes

PacifiCorp and ICF have identified over 100 changes relative to the 2025 CPA EE measure lists. There are three general categories, with accompanying examples:

Measure Additions: new technologies and measure levels for the 2025 CPA from ICF's review of priority sources and emerging technologies

- *ENERGY STAR 7.0 Draft Room AC Specification (10% higher than 2026 Standard)*
- *Emerging Technologies - Connected Vents and Zoning, Window Heat Pumps, Advanced Building Automation*
- *Indoor Agriculture - High-Efficiency Dehumidification*

Measure Reclassifications: Measure label or efficiency in alignment with latest codes and standards, industry trends, and specification changes

- *Advanced Networked Lighting Controls – Adjustment to reflect specifications in recent PacifiCorp programs*
- *Updated eligible markets for refrigeration efficiency measures based on 9th Power Plan*
- *Paper Industry efficiency measures expanded to Pulp and Paper*
- *Adjustment of ratings (e.g., IEER to IVHE) or ENERGY STAR standard clarification*
- *Highest-efficiency Air Purifier/Cleaner: Reduction of efficiency level to reflect market*

Measure Removed/Excluded: Measure that had been determined to not be viable, obsolete, superseded by a more efficient option, or modeled under another measure

- *ENERGY STAR Skylights – Rolled under Advanced New Construction Designs*
- *Ozone Laundry System – Indoor air quality concerns in small residential spaces*
- *Secondary Glazing Systems – Deactivated by RTF and 9th Power Plan*

CPA Measure List Posted Online

PACIFICCORP.

[ENERGY](#) [TRANSMISSION](#) [ENVIRONMENT](#) [COMMUNITY](#) [Q](#) [☎](#)

Energy

- Integrated Resource Plan
 - Public input process
 - Stakeholder feedback
 - IRP support & studies**
 - Wind & solar
 - Hydro
 - Thermal
 - Storage
 - Grid modernization

IRP support and studies

The information on this page is provided by third-party entities in support of the integrated resource plans.

2027 Integrated Resource Plan – Studies

2027 Conservation Potential Assessment [^](#)

To improve the analysis, planning and delivery of demand-side management resources (DSM), the Company completes a systemwide study to identify the potential of demand-side management resources and their related costs over a 20-year horizon. The study is designed to assist with the planning and modeling efforts of our Integrated Resource Plan and as a result is generally updated every two to three years for relevancy. Links to the 2027 study and related documents are below.

2027 study documents

- [2027 Conservation Potential Assessment Work Plan](#)
- [2027 Conservation Potential Assessment Residential Measure List](#)
- [2027 Conservation Potential Assessment Non-Residential Measure List](#)

<https://www.pacificcorp.com/energy/integrated-resource-plan/support.html>

Program Updates

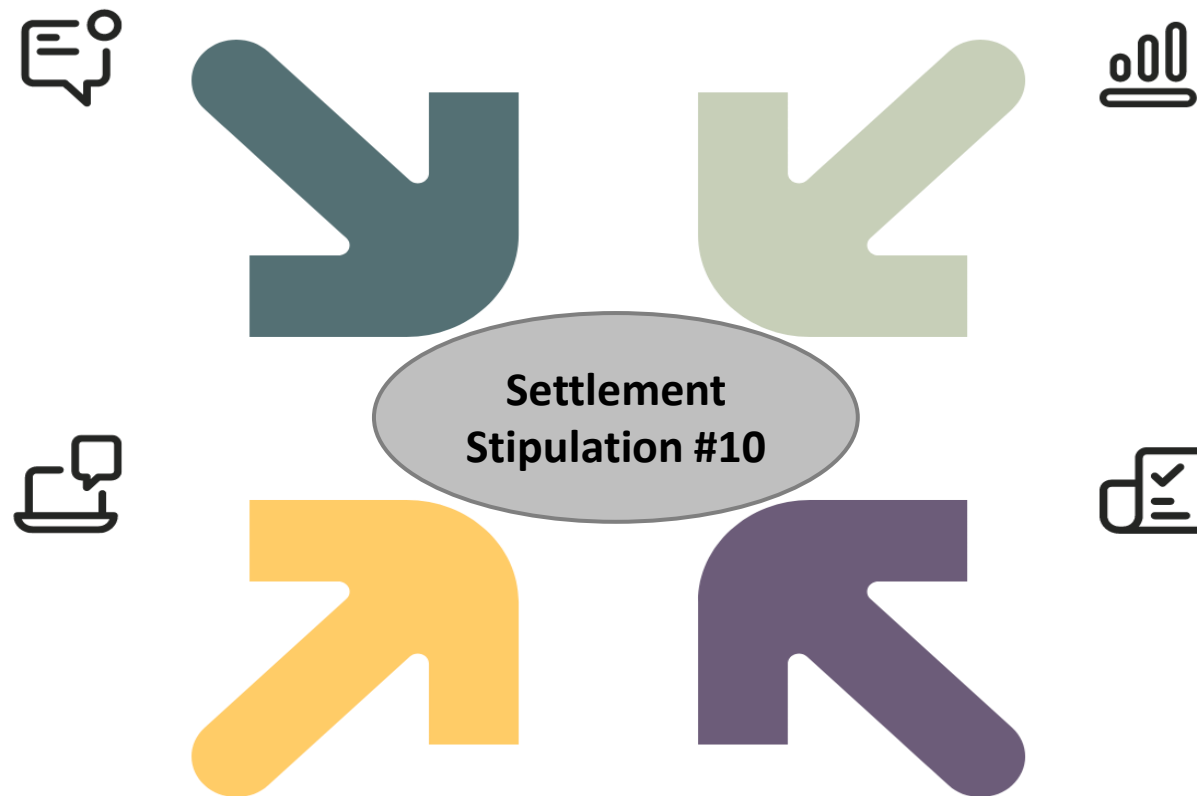


Stephanie Dobberfuhl

Stipulation #10 - PacifiCorp will work with its *DSM Advisory Group* to develop the following enhancements to its low-income weatherization programs:

Develop a Pilot Program to overcome inability to weatherize homes because of deferred maintenance or large repairs.

Develop a process for Progress Payments to weatherization agencies.



Under # 10 - Low-income Weatherization / deferrals and progress payments.

Pacific Power’s Readiness Pilot Program & Progress Payments Proposal

Pacific Power was proposing a 1-year Readiness Pilot Program to reduce weatherization deferrals by funding critical home repairs before weatherization work can proceed.

- **Goal:** Address common barriers (electrical, roofing, plumbing, HVAC, asbestos) that prevent homes from qualifying for weatherization.
- **Funding:** Costs recovered through the Systems Benefit Charge (Schedule 191), similar to existing weatherization programs.
- **Budget Caps:**
 - Up to **\$15,000 per customer** for readiness repairs.
 - Up to **\$100,000 per agency** during the pilot year.
- **Billing Process:** Agencies can bill Pacific Power after readiness repairs are completed, without waiting for weatherization.
- **Customer Requirement:** Those receiving repairs must also participate in weatherization services.
- **Duration:** 1-year pilot with evaluation at the end to decide continuation.

We are continuing to determine the best path forward for this pilot to enhance the Low Income Weatherization program. We will continue engagement with the DSM Advisory Group, and our other Advisory Groups towards development and implementation.

2026 Program updates

- **Heat Pump Water Heater**
 - Goal: 400 units, large savings with improved cost effectiveness
 - 2024: 58 units
 - 2025: 73 units
 - Continue with trade allies, introduce direct install
- **Advanced (aero) duct sealing ~1,600 kWh vs. ~1,200 kWh for standard duct sealing**

2026 Program updates

- **Geo-targeted Energy Efficiency pilot update**
 - 2025: 52 feeder location projects
 - 2026: Increase number of projects through targeted direct install effort
- **New Homes**
 - 2025: No projects enrolled
 - 2026 through February: 25 projects enrolled
 - Averaging 2,757 kWh per project
 - More projects in the queue

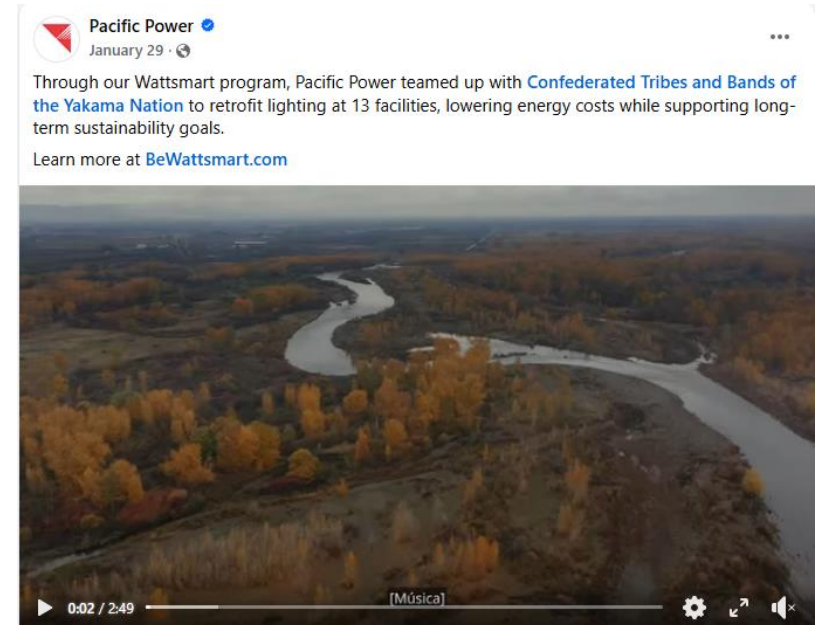
- **Clean Buildings Pilot (Wattsmart Business)**
 - The accelerator team is currently supporting Tier 1 and Tier 2 building owners through coaching and follow-up opportunities as requested.
- **Clean Buildings**
 - We have received 3 early adopter incentive applications from Commerce
 - One Tier 1 application: ~\$270,000
 - Two Tier 2 applications: ~\$52,000
 - Tier 1 incentive requires validation after 12-months. Expected payment is in summer 2026, after Commerce validation
 - Tier 2 incentives have no validation timeline. Payments expected to be made in Q2 2026


New success story video for multiple projects with Yakama Nation:




<https://www.pacificpower.net/savings-energy-choices/business/success-stories.html> - <https://youtu.be/N8oZuyeBdwg> (English)
<https://www.pacificpower.net/es/opciones/negocios.html> - <https://youtu.be/8TO-n3DIVsU> (Spanish subtitles)

2026: New success story video promoted on social media





Clean Energy Transformation Act Updates



Clean Energy Implementation Plan

Kim Alejandro

2025 Clean Energy Implementation Plan

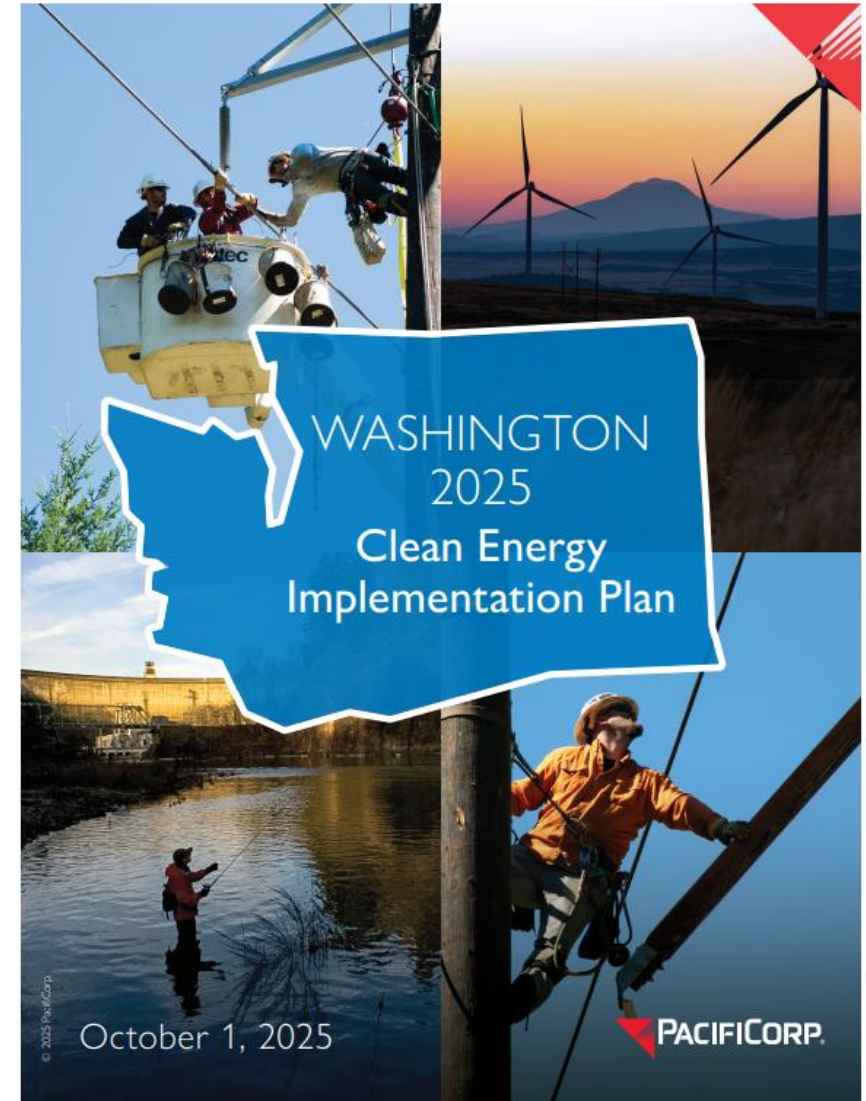
On October 1, 2025, PacifiCorp filed its second Clean Energy Implementation Plan with the Washington Utilities and Transportation Commission (WUTC). The plan includes activities the company will take during the next compliance period (years 2026 – 2029).

Update:

On March 24, 2026, the WUTC will hold a recessed open meeting to hear from PacifiCorp about its 2025 Clean Energy Implementation Plan (CEIP). The company will respond to questions from the Commissioners and the public. The meeting will start at 9:30 a.m. (PST). The recessed open meeting will be hybrid in format.

PacifiCorp's 2025 CEIP Docket: [UE-250617](#)

(Interested persons may comment at the meeting or may listen to the meeting via Zoom by calling (253) 215-8782 and using Meeting ID 829 5233 3564 and Passcode: 101498.)



Clean Energy Implementation Planning

Document	Draft	Comments Due Date	Response to Comments	Filing Due Date	Status
2026 Clean Energy Transformation Act (CETA) Compliance Report (Will report the utility's progress during the prior interim performance period 2022-2025) Docket:	N/A	N/A	N/A	July 1, 2026	In progress...
2027 Clean Energy Implementation Plan (CEIP) Public Participation Plan (Provides an update on and forward look of Pacific Power's CEIP public participation engagement activities) Docket:	Central topic areas will be shared for input in upcoming meetings	N/A	Individually and incorporated in feedback tracker as applicable	May 1, 2027	
2027 Biennial Clean Energy Implementation Plan (A plan update to reach clean electricity targets set by the Clean Energy Transformation Act) Docket: UE-250617	To be determined	To be determined	Individually and incorporated in feedback tracker as applicable	November 1, 2027	

A stylized, light blue line-art illustration of a city skyline is positioned at the bottom of the page. It features various buildings of different heights and shapes, several streetlights, utility poles with power lines, and a few trees. The entire scene is rendered in a minimalist, geometric style against a solid blue background. A red triangle with white diagonal lines is located in the top right corner.

Equity Advisory Group

Christina Kruger

Equity Advisory Group

Christina Kruger

May One-on-Ones

1. Build upon existing relational partnerships; meeting the Equity Advisory Group members where they are in community
2. Share updates and resources with one another
3. Gain exposure to the different cultures within Pacific Power's service area and through authentic encounters, identify emerging barriers and opportunities to community energy program participation



Hear about
YOUR work



Highlight partnership
opportunities.



Starting with the “**WHY**”



Purpose of bringing item to the Advisory Group

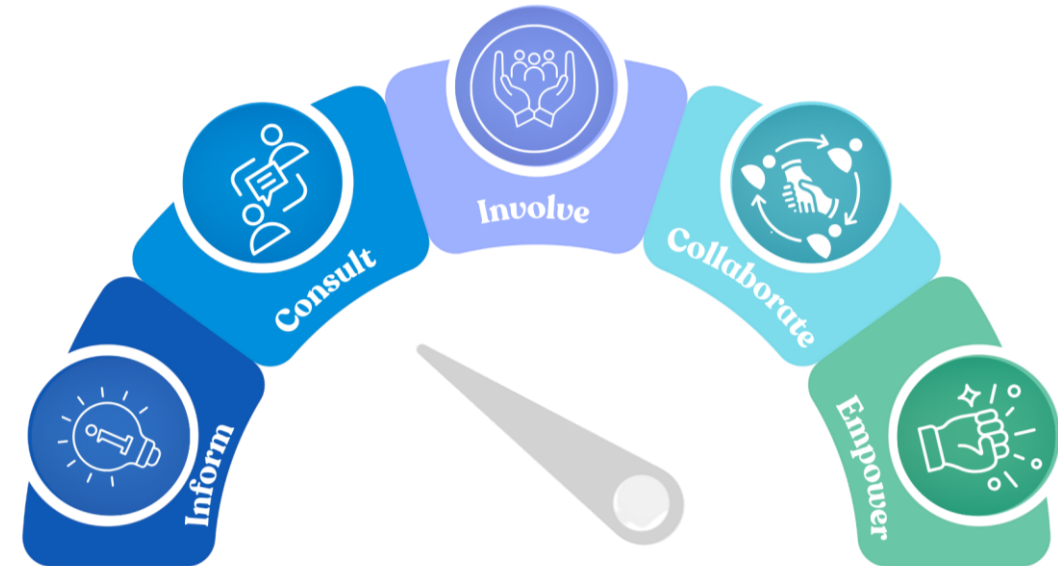


What to expect during the agenda item or what may come out of the segment



How information should be viewed or contextualized

Continuing with the “**HOW**”



Exploring levels of participation

Engagement in Action				
Inform	Consult	Involve	Collaborate	Empower
Our role is to keep you informed, listen carefully, and be transparent about how your perspectives shape the work.	Your role is to challenge our thinking, not to carry the burden of the decision.	We will work with you to ensure that your concerns and aspirations influence decisions.	We will report back on how your input influenced the outcome.	Your insight helps refine the direction, even when the decision is not final today.
We want to share where things stand and how your input will be used.	What considerations should we be factoring in that we might be missing?	We will look to you for advice and innovation. How does this approach land with you?	This is where the work currently sits, and here is what is still open for influence.	These elements reflect themes we heard from the advisory group.

2025 WA Advisory Group Engagement Plan

Washington

Equity Advisory Group (EAG)

9 sessions, 1 combined meetings with other advisory groups

+May in person: group showcase experience

The advisory group members will have opportunity to contribute perspective and guidance on elements of the following reports and filings:

PacifiCorp Public Participation Plan

PacifiCorp 2026 Distributional Equity Analysis

PacifiCorp 2025 Language Access Plan

PacifiCorp Integrated Resource Plan through the Public Input Process

PacifiCorp 2026 Equity Framework Draft

2026 Washington Equity Advisory Group Meeting Schedule

Date / Time / Meeting Format	Proposed Agenda Topics*
January 8, 2026 (1:00 – 4:00PM PT) Virtual Meeting	<ul style="list-style-type: none"> • Distributional Equity Analysis and Capital Planning • Equity Framework • Low-Income Bill Assistance Program Updates
February 12, 2026 (1:00 – 4:00PM PT) Virtual Meeting	<ul style="list-style-type: none"> • 2025 Power Cost Only Rate Case Outcome • Non-price Scoring Process Review • Integrated Resource Planning Update • Washington Conditions and Customer Benefit Indicators
March 12, 2026 (1:00 – 4:00PM PT) Virtual Meeting	<ul style="list-style-type: none"> • CEIP Updates and Clean Energy Planning Activities • Equity Framework Engagement • Feedback Tracking Process
April 9, 2026 (1:00 – 4:00PM PT) Virtual Meeting	<ul style="list-style-type: none"> • System Benefit Charge Filing Overview • Wildfire Forum Updates • Access and Functional Needs Program Review • Member Engagement
May 2026 In-person Meetings	1:1 Community Visits
June 11, 2026 (1:00 – 4:00PM PT) Virtual Meeting	<ul style="list-style-type: none"> • Clean Energy Planning • Request for Proposal Updates • Integrated Resource Planning Updates
July 9, 2026 (1:00 – 4:00PM PT) Virtual Meeting	<ul style="list-style-type: none"> • Public Participation Plan • Clean Energy Implementation Plan Compliance Report
August 2026	No Equity Advisory Group Meeting
September 10, 2026 (1:00 – 4:00PM PT) Virtual Meeting	<ul style="list-style-type: none"> • Power Interruptions • Regional Business Manager Overview and Updates • Transportation Electrification
October 8, 2026 (1:00 – 4:00PM PT) Virtual Meeting	<ul style="list-style-type: none"> • Integrated Resource Planning Draft Review • 2027 Planning Activities
November 2026	No Equity Advisory Group Meeting
December 10, 2026 (1:00 – 4:00PM PT) Virtual Meeting	<ul style="list-style-type: none"> • Joint DSM Meeting



Recent Filings & Upcoming Drafts

Zac Hymes

PACIFIC POWER
A DIVISION OF PACIFICORP

82064

OPERATED BY
PACIFICORP
USDOT 026931

Recent DSM-Related Filings

	Draft Sent	Comments Received	Response to Comments Sent	Filed	Commission Open Meeting, Order
2025 Clean Energy Implementation Plan (2026-2029) Docket UE-250617	Draft Filed 8/15/2025	9/5/2025		10/1/2025	3/24/2026 – Recessed Open Meeting
2026-2027 Biennial Conservation Plan Docket UE-250825	10/1/2025	10/15/2025	10/23/2025	10/31/2025 <i>Revised Plan filed 1/8/2026</i>	1/14/2026 Order 01 Order 01 – Attach. A

Upcoming Drafts

	Draft Sent	Comments Received	Response to Comments Sent	Filed	Commission Open Meeting, Order
2026 System Benefits Charge - Schedule 191 Docket TBD	5/1/2026			6/1/2026	
2025 Annual Conservation Report Docket UE-230904	5/1/2026			6/1/2026	
2024-2025 Biennial Conservation Report Docket UE-230904	5/1/2026			6/1/2026	
2025 Annual Demand Response Report Docket UE-220550	6/1/2026			7/1/2026	
2027 Annual Conservation Plan Docket UE-250825	10/13/2026			11/13/2026	

Wrap-up



2026 DSM-Related Key Regulatory Dates

March

- ★ • DSM Advisory Group Meeting #1 – **March 23**

April

- Schedule 191 - DRAFT Request for Exception to DSM AG *If No Changes* – **April 1**

May

- Schedule 191 - FILE Request for Exception *If No Changes* – **May 1**
- Schedule 191 – DRAFT Filing to DSM AG *If Changes Needed* – **May 1**
- Biennial Conservation Report (2024-2025) – DRAFT Filing to DSM AG – **May 1**
- Annual Conservation Report (2025) – DRAFT Filing to DSM AG – **May 1**
- DSM Advisory Group Meeting #2 – **May 7**

June

- Schedule 191 – FILE Modified Tariff with UTC *If Changes Needed* – **June 1**
- Biennial Conservation Report (2024-2025) – FILE with UTC – **June 1**
- Annual Conservation Report (2025) – FILE with UTC – **June 1**
- Demand Response Annual Report – DRAFT Filing to DSM AG – **June 1**

July

- Demand Response Annual Report – FILE with UTC – **July 1**
- Clean Energy Implementation Plan Progress Report – FILE with UTC – **July 1**

ACR: Annual Conservation Report
BCR: Biennial Conservation Report
CPA: Conservation Potential Assessment
DSM AG: Demand-side Management Advisory Group
UTC: Washington Utilities and Transportation Commission
WSH: Wattsmart Homes Program (Residential)
WSB: Wattsmart Business Program (Commercial & Industrial)

DSM AG Meeting #1 Key Topics

- System Benefits Charge Review
- Proposed Mid-year WSH & WSB Program Changes

DSM AG Meeting #2 Key Topics

- Draft 2025 ACR
- Draft 2024-2025 BCR
- 2027 CPA Update
- Potential Filing - System Benefits Charge

2026 DSM-Related Key Regulatory Dates

August

- No Planned Meetings, Drafts, or Filings

September

- 2027 WSH & WSB Program Changes – DRAFT to DSM AG – **September 15**
- DSM Advisory Group Meeting #3 – **September 21**

October

- 2027 Annual Conservation Plan – DRAFT to DSM AG – **October 13**

November

- 2027 Annual Conservation Plan – FILE with UTC – **November 13**
- 2027 WSH & WSB Program Changes Published on www.pacificpower.net – **November 15**

December

- DSM Advisory Group Meeting #4 (Joint with EAG) – **December 10**

***ACP:** Annual Conservation Plan*
***DR:** Demand Response*
***DSM AG:** Demand-side Management Advisory Group*
***EAG:** Equity Advisory Group*
***IRP:** Integrated Resource Plan*
***UTC:** Washington Utilities and Transportation Commission*
***WSH:** Wattsmart Homes Program (Residential)*
***WSB:** Wattsmart Business Program (Commercial & Industrial)*

DSM AG Meeting #3 Key Topics

- 2027 ACP Preview
- 2027 Planned Program Changes
- IRP Updates

DSM AG Meeting #4 Key Topics

- 2027 Communication Plan
- 2026 DR Performance Review

2026 DSM Advisory Group Schedule



	Key Topics
#1 March 23, 2026 1-4pm	<ul style="list-style-type: none"> • System Benefits Charge Review • 2026-2027 DSM Forecast • Energy Efficiency Program Updates, Including Proposed Mid-year Program Changes • Clean Energy Transformation Act Updates <ul style="list-style-type: none"> • Equity Advisory Group • Demand Response Forecast
#2 May 7, 2026 1-4pm	<ul style="list-style-type: none"> • Draft 2025 Annual Conservation Report and 2024-2025 Biennial Conservation Report – Draft Review and Feedback Discussion • IF NEEDED – System Benefits Charge Draft Filing Review • 2027 Conservation Potential Assessment Update • 2026-2027 DSM Forecast and Adaptive Management • Clean Energy Transformation Act Updates <ul style="list-style-type: none"> • Clean Energy Compliance Report Preview • 2025 CBI Metrics Review • Equity Advisory Group • Demand Response
#3 September 21, 2026 1-4pm	<ul style="list-style-type: none"> • 2027 Annual Conservation Plan Preview • 2026-2027 DSM Forecast • 2027 Planned Program Changes • Energy Efficiency Programs – Adaptive Management, Utility Actions, Pilots • Integrated Resource Planning Update • Clean Energy Transformation Act Updates <ul style="list-style-type: none"> • Equity Advisory Group • Demand Response
#4 December 10, 2026 <i>Joint with EAG</i> 1-4 pm	<ul style="list-style-type: none"> • 2027 Communications and Outreach Plan • 2026-2027 DSM Forecast and Adaptive Management • Energy Efficiency Program and Pilot Updates • 2026 & 2027 DSM Advisory Group Engagement • Demand Response 2026 Performance Review


Comment /
Q&A Period



Thank You!



Resources



Resources For The DSM Advisory Group

Topic	Subject	Where to find
Meeting info	Slides from past DSM and Equity Advisory Group meetings; info on upcoming Equity Advisory Group and CEIP engagement meetings	CETA Webpage (in Public participation and Advisory Group Meetings Section): https://www.pacificpower.net/community/washington-clean-energy-transformation-act-equity.html
Energy Efficiency	Program pages for Washington (customer facing info)	Energy Efficiency Programs Hub: www.pacificpower.net/wattsmart Low Income Weatherization: https://www.pacificpower.net/my-account/payments/bill-payment-assistance/washington-liheap-weatherization.html Wattsmart Homes: https://wattsmartsavings.net/washington-residential/ Wattsmart Business: https://www.pacificpower.net/savings-energy-choices/business/wattsmart-efficiency-incentives-washington.html
Energy Efficiency	DSM Annual Reports, DSM Biennial Conservation Reports, program evaluations	Demand-Side Management Page: https://www.pacificcorp.com/environment/demand-side-management.html
Energy Efficiency	Energy Efficiency Request for Proposals	Energy Efficiency Request for Proposals (no active Request for Proposals in progress now): https://www.pacificcorp.com/suppliers/rfps/energy-efficiency-rfp.html
Demand Response	Program pages for Washington (customer facing info)	Wattsmart Business Demand Response: https://www.pacificpower.net/savings-energy-choices/business/CIDR.html Irrigation Load Control: https://www.pacificpower.net/savings-energy-choices/business/wattsmart-efficiency-incentives-washington/wa-agriculture.html Wattsmart Batteries: https://www.pacificpower.net/savings-energy-choices/wattsmart-battery-program.html

Resources For The DSM Advisory Group

Topic	Subject	Where to find
Energy Resource Center	Hub for stakeholders	Energy Resource Center: https://www.pacificpower.net/savings-energy-choices/energy-resource-center.html
Energy Efficiency	Conservation Potential Assessment	IRP Support & Studies Page: https://www.pacificorp.com/energy/integrated-resource-plan/support.html
Integrated Resource Plan	Integrated Resource Plan Upcoming and prior IRP presentations	Integrated Resource Plan Pages: <ul style="list-style-type: none"> • https://www.pacificorp.com/energy/integrated-resource-plan.html • https://www.pacificorp.com/energy/integrated-resource-plan/support.html Public Input Process: <ul style="list-style-type: none"> • https://www.pacificorp.com/energy/integrated-resource-plan/public-input-process.html