

¹ The environmental impact charts compare the environmental performance of this electricity product with the average profile for electricity generation in the Northwest, with respect to emission of key air pollutants (SO₂, NO_x), toxins (mercury), and greenhouse gases (CO₂) associated with conventional energy generation. Impacts also occur due to the waste from nuclear power plants, but are not represented in these charts.

More information about the public health and environmental costs of those emissions can be obtained from the U.S. Environmental Protection Agency at <http://www.epa.gov/cleanenergy/energy-and-you/affect/index.html>, <https://www.epa.gov/environmental-topics/air-topics> and <http://www.epa.gov/climatechange/>, or by calling the Oregon Department of Environmental Quality at 503-229-5696.

² Based on summer Time of Use rates, average usage pattern with no shifting of electricity usage (15% on-peak, 85% off-peak)

³ The Blue Sky Block charge is in addition to your regular electric bill and is listed as a separate line item. Funds received from participating customers are used to purchase renewable energy certificates (RECs) from Western region wind and solar energy facilities equal to your block purchase; to provide funds to help the installation of community-based, non-residential renewable energy projects; to support renewable energy through customer education; and to cover the costs of the program. Pacific Power is required to assign the costs associated with the Blue Sky program to those customers who choose to participate; we do not make a profit by offering this program.

⁴ The Blue Sky Usage charge is in addition to your regular electric bill and is listed as a separate item. Funds received from participating customers are used to purchase renewable energy certificates (RECs) from Pacific Northwest renewable energy facilities based on your monthly usage; to support renewable energy through customer education; and to cover the costs of the program. Pacific Power is required to assign the costs associated with the Blue Sky program to those customers who choose to participate; we do not make a profit by offering this program.

⁵ The Blue Sky Habitat charge is in addition to your regular electric bill and is listed as a separate item. Funds received from participating customers are used to purchase renewable energy certificates (RECs) from Pacific Northwest renewable energy facilities based on your monthly electricity usage along with an additional contribution to help restore and preserve native fish habitats in Oregon directed to the nonprofit organization The Freshwater Trust. Funds received also go to support renewable energy through customer education; and to cover the costs of the program. Pacific Power is required to assign the costs associated with the Blue Sky program to those customers who choose to participate; we do not make a profit by offering this program.



Comparing Your Power Options

Power source (mix)

During the 2020 calendar year Pacific Power had this mix of power sources (may not add to 100% due to rounding).

Based on energy production and not resource capability, capacity or delivered energy. Pacific Power's power source mix includes owned resources and purchases from third parties.

For additional information on the resources listed in power source charts, go to pacificpower.net/ORrps.

Cost comparison and price formula

These examples are based on levels of use. Please refer to your bill to find how much electricity you use each month. Prices are current as of January 1, 2022.

The price formula relates only to the electricity price and does not reflect Supply Service adjustment rate schedule 203, Delivery Service charges, other adjustment rate schedules or local taxes and fees.

Costs in this brochure are based on an average month of 30.42 days. Actual billed amounts will be prorated to the nearest whole kWh based on the number of days in the monthly period. See Pacific Power's Rule 10 at pacificpower.net/rates for details.

*Based on Oregon residential usage of 1,000 kWh per month.

Environmental impact¹

During the 2020 calendar year Pacific Power had the following relative environmental impact per kilowatt-hour compared to the Northwest U.S. average.

The Northwest U.S. is called the Northwest Power Pool (NWPP) and is comprised of all or major portions of the states of Washington; Oregon; Idaho; Wyoming; Montana; Nevada; and, Utah; a small portion of Northern California; and, the Canadian provinces.

Electricity can be generated in a number of ways. This annual brochure helps you compare the prices, fuel sources and environmental impact of electricity options available to you.

For more information about your options or to enroll, please visit pacificpower.net or call us, Monday through Friday, 8 a.m. to 5 p.m., toll free at **1-800-769-3717**.

To learn about Pacific Power's implementation plan to comply with Oregon's Renewable Portfolio Standard, visit pacificpower.net/ORrps.



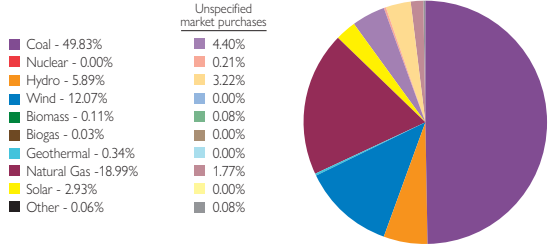
Basic Service

Service you receive from the company's diverse resource mix.



Time of Use²

Shift your electricity usage to lower-priced, off-peak times.



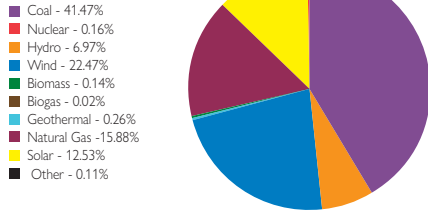
Pacific Power may save the renewable energy credits associated with the eligible renewable energy (wind, solar, biomass and some hydro) in our Basic Service resource mix to comply with Oregon's Renewable Portfolio Standard beginning in 2011. For more information, visit pacificpower.net/ORrps



Blue SkySM Block³

Allows you to support fixed price, 100 kilowatt-hour "blocks" of Western region wind and solar energy and help fund new community-based renewable energy projects in Oregon. Blue Sky is a Green-e[®] energy certified program.

Basic + one Blue Sky Block

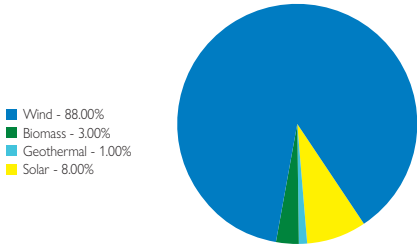


For every unit of renewable energy generated an equivalent amount of renewable energy certificates are produced. Each REC represents the environmental attributes of 1 megawatt hour (MWh) of renewable energy. RECs signify the sole and full claim that renewable energy was put onto the electrical grid on behalf of the final purchaser who uses the REC. The RECs are exclusively owned and retired on behalf of all Blue Sky customers. The company does not use the RECs for any other purpose.



Blue Sky Usage⁴

Allows you to support 100% Western region wind and solar resources equal to your monthly electricity usage. Blue Sky is a Green-e[®] energy certified program.

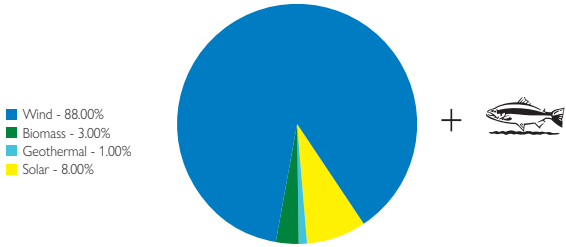


These figures represent the power delivered to Blue Sky Usage customers in 2020. For every unit of renewable energy generated an equivalent amount of renewable energy certificates are produced. Each REC represents the environmental attributes of 1 megawatt hour (MWh) of renewable energy. RECs signify the sole and full claim that renewable energy was put onto the electrical grid on behalf of the final purchaser who uses the REC. The RECs are exclusively owned and retired on behalf of all Blue Sky customers. The company does not use the RECs for any other purpose.



Blue Sky Habitat⁵

Allows you to support 100% Western region wind and solar resources equal to your monthly electricity usage plus a contribution to help restore and preserve native fish habitats in Oregon. Blue Sky is a Green-e[®] energy certified program.



These figures represent the power delivered to Blue Sky Habitat customers in 2020. For every unit of renewable energy generated an equivalent amount of renewable energy certificates are produced. Each REC represents the environmental attributes of 1 megawatt hour (MWh) of renewable energy. RECs signify the sole and full claim that renewable energy was put onto the electrical grid on behalf of the final purchaser who uses the REC. The RECs are exclusively owned and retired on behalf of all Blue Sky customers. The company does not use the RECs for any other purpose.

Monthly Electricity Usage*

Basic
1,000 kWh

Time of Use
1,000 kWh

0-1,000 kWh Basic @ 4.748¢ per kWh TOU On-peak @ 10.872¢ per kWh TOU Off-peak @ 3.623¢ per kWh	\$47.48 - -	\$16.31 \$30.80
Basic energy cost	\$47.48	\$47.11
Additional option charges per month: \$1.50 per meter fee (TOU only)	-	\$1.50
Adjusted energy cost	\$47.48	\$48.61

Monthly Electricity Usage*

1,000 kWh

0-1,000 kWh @ 4.748¢ per kWh	\$47.48
Basic energy cost	\$47.48
Additional option charges per month: \$1.95 per 100 kWh increment (block)	\$1.95
Adjusted energy cost with 1 block	\$49.43

Monthly Electricity Usage*

1,000 kWh

0-1,000 kWh @ 4.748¢ per kWh	\$47.48
Basic energy cost	\$47.48
Blue Sky Usage @ 1.050¢ per kWh	\$10.50
Adjusted energy cost	\$57.98

Monthly Electricity Usage*

1,000 kWh

0-1,000 kWh @ 4.748¢ per kWh	\$47.48
Basic energy cost	\$47.48
Blue Sky Usage @ 1.050¢ per kWh	\$10.50
Additional option charges per month: \$2.50 donation to The Freshwater Trust	\$2.50
Adjusted energy cost	\$60.48

