

**Schedule QF**  
**AVOIDED COST PURCHASES AND PROCEDURES FOR**  
**QUALIFYING FACILITIES**

---

AVAILABILITY:

This schedule applies to any person or entity who owns a Qualifying Facility (QF) and proposes to make sales of electricity from a QF in the State of Washington to the Company under Chapter 480-106 of the Washington Administrative Code (WAC). Such person or entity will be referred to as "Seller" in this schedule.

APPLICABILITY:

This schedule is applicable to QFs and QF Sellers as differentiated below.

Standard QFs: QFs with a nameplate capacity of 5 MWs or less (Standard QFs) are entitled to standard avoided cost rates, as provided in Part II below, and power purchase agreement (PPA) terms and conditions as provided in Chapter 480-106 of the WAC and this schedule.

Non-Standard QFs: QFs with a nameplate capacity greater than 5 MWs (Non-Standard QFs) are subject to the non-standard avoided cost rate methodology as most recently filed with the Commission, and Non-Standard QF Sellers will negotiate a PPA with the Company. A non-binding PPA term sheet is posted on the Company's website at: [www.pacificpower.net/rates](http://www.pacificpower.net/rates).

DEFINITIONS:

Capitalized terms used and not otherwise defined in this schedule will have the same meaning as provided in WAC 480-106-007.

Baseload QF: an Eligible Renewable Resource that is not a Solar QF or a Wind QF.

Eligible Renewable Resource: a QF that meets the requirements of "eligible renewable resource" set forth in the Revised Code of Washington: RCW 19.285.030.

Solar QF: a QF that generates electricity through the conversion of sunlight, either directly using photovoltaics or indirectly through the focus or collection of sunlight to heat a fluid or other medium.

Wind QF: a QF that generates electricity using wind as its motive force.

I. QUALIFYING FACILITY CONTRACTING PROCEDURES:

A. COMMUNICATIONS:

Unless otherwise directed by the Company, all communications to the Company regarding QF indicative avoided cost pricing and PPAs should be directed in writing as follows:

PacifiCorp  
QF Contracts  
825 NE Multnomah St, Suite 600  
Portland, Oregon 97232  
Email: [QFrequests@pacificorp.com](mailto:QFrequests@pacificorp.com)

(continued)

**Issued:** December 18, 2020  
**Docket No.** UE-191024

**Effective:** January 1, 2021

**Issued By** PacifiCorp d/b/a Pacific Power & Light Company

By:  Etta Lockey

**Title:** Vice President, Regulation

**Schedule QF**  
**AVOIDED COST PURCHASES AND PROCEDURES FOR**  
**QUALIFYING FACILITIES**

 I. QUALIFYING FACILITY CONTRACTING PROCEDURES: (continued)

## A. COMMUNICATIONS: (continued)

The Company will respond to all such communications in a timely manner. If the Company is unable to respond on the basis of incomplete or missing information from the Seller, the Company will indicate what additional information is required. The Company will respond in a timely manner on completeness of the request following receipt of all required information.

 B. CONTRACTING PROCEDURES:
CONTRACTING PROCEDURES FOR STANDARD QFS

1. A standard form PPA for Washington may be obtained from the Company's website at [www.pacificpower.net/rates](http://www.pacificpower.net/rates). This form of PPA is available only for Standard QFs. If the Seller is unable to obtain such PPA from the Company's website, the Company will send a copy within ten (10) business days of receiving a written request. This is a template agreement and the starting point for the Company to prepare a draft agreement that conforms to the QF's specific pricing elections and project configuration.
2. In order to obtain a project-specific draft PPA for final review and potential execution, the Seller must provide in writing to the Company general project information required for the completion of the PPA, including the items described in Table 1 below:

**Table 1. Project Information Required for Standard PPA**

	<b>Project Information</b>	<b>Detail (Illustrative)</b>
(a)	Demonstration of ability to obtain QF status	FERC Form 556
(b)	Design capacity (MW), station service requirements (kw), and net amount of power to be delivered to the Company's electric system	Provide nameplate capacity (MW <sub>AC</sub> ) and expected annual amount of energy (MWhs) to be delivered including expected annual output degradation (specific to solar).
(c)	Generation technology and other related technology applicable to the site	Resource type and brief overview of project (including whether the project is proposed, under development, or existing).
(d)	Proposed site location	Town / County / State plus GPS coordinates. If applicable, identify all generating facilities within one (1) mile of the proposed project.
(e)	Schedule of monthly power deliveries	Provide monthly volume of energy (MWh) and 12 X 24 or hourly energy profiles. Energy profile should be provided electronically in a spreadsheet. If applicable, include initial year's maintenance plan.
(f)	Minimum and maximum annual deliveries	Provide an explanation of min/max volumes based on historical or projected site information.
(g)	Motive force or fuel plan	Provide supporting detail, such as an energy performance analysis.

(continued)

**Issued:** December 18, 2020  
**Docket No.** UE-191024

**Effective:** January 1, 2021

**Issued By** PacifiCorp d/b/a Pacific Power & Light Company

 By:  Etta Lockey

**Title:** Vice President, Regulation

**Schedule QF**  
**AVOIDED COST PURCHASES AND PROCEDURES FOR**  
**QUALIFYING FACILITIES**

 I. QUALIFYING FACILITY CONTRACTING PROCEDURES: (continued)

 B. CONTRACTING PROCEDURES: (continued)

CONTRACTING PROCEDURES FOR STANDARD QFS (continued)

**Table 1. Project Information Required for Standard PPA (continued)**

	<b>Project Information</b>	<b>Detail (Illustrative)</b>
(h)	Proposed on-line date and other significant dates required to complete the milestones	Dates should reflect major milestones to develop, construct and interconnect the proposed project.
(i)	Proposed contract term and pricing provisions as defined in this schedule	Identify requested pricing options (e.g., term of PPA; firm or as-available deliveries; fixed pricing or pricing determined upon delivery) New QFs - up to 15 years from execution of PPA or 12 years from scheduled on-line date Existing QFs – 10 years from first-delivery date RCW 80.80.040-Non-Compliant QFs – less than five years from first-delivery date
(j)	Status of interconnection or transmission arrangements	<i>Proposed QFs that would interconnect to Company's system</i> – Provide interconnection queue request number, status of application, and provision of interconnection studies completed. <i>Proposed QFs that would interconnect to a third-party's transmission system and procure firm transmission to deliver to PacifiCorp's system in Washington</i> – Identify interconnecting utility, provide status of interconnection and provision of interconnection studies completed, and provide evidence of request to secure and the provision of any transmission service studies evaluating firm transmission to PacifiCorp's system in Washington.
(k)	Proposed point of delivery or interconnection	<i>Proposed QFs that would interconnect to Company's system</i> – Location of interconnection and substation including name, if known. <i>Proposed QFs that would interconnect to a third-party's transmission system and procure firm transmission to deliver to PacifiCorp's system in Washington</i> – Location of proposed point of delivery to PacifiCorp's system in Washington.

3. The Company will provide a draft PPA when all information described in Paragraph 2 above has been received in writing from the Seller and the Company confirms such information is consistent with the details that underlie the requested avoided cost pricing in the PPA, including the anticipated commercial operation date. Within fifteen (15) business days following receipt and confirmation by Company of all information required in Paragraph 2, the Company will provide Seller with a draft PPA including current standard avoided cost prices, as identified in Part II below.


(continued)

**Issued:** December 18, 2020

**Effective:** January 1, 2021

**Docket No.** UE-191024

**Issued By** PacifiCorp d/b/a Pacific Power & Light Company

 By:  Etta Lockey

**Title:** Vice President, Regulation

**Schedule QF**  
**AVOIDED COST PURCHASES AND PROCEDURES FOR**  
**QUALIFYING FACILITIES**

---

I. QUALIFYING FACILITY CONTRACTING PROCEDURES: (continued)

B. CONTRACTING PROCEDURES: (continued)

CONTRACTING PROCEDURES FOR STANDARD QFS (continued)

4. If, after reviewing the draft PPA, the Seller desires to commit to the terms and conditions it may request in writing that the Company prepare a proposed execution version of the PPA for review. No later than fifteen (15) business days after receipt of Seller's request for a proposed execution version of the PPA, Company will either (i) provide a proposed execution version of the PPA for review or (ii) request that Seller provide Company with any additional or clarifying project information that the Company reasonably determines to be necessary for the preparation of a proposed execution version of the PPA, including all associated exhibits and schedules. Such additional or clarifying information may include:
- (a) updated information of the categories described in Paragraph 2 above,
  - (b) evidence of adequate control of proposed site,
  - (c) identification of, and timelines for obtaining any necessary governmental permits, approvals or authorizations,
  - (d) fuel supply or motive force,
  - (e) anticipated timelines for completion of key project milestones, and
  - (f) any issued interconnection studies and, if applicable as provided in Paragraph 2 above, transmission arrangements associated with the project.

If Company has requested that Seller provide Company additional or clarifying information under this Paragraph 4, Company will provide a proposed execution version of the PPA to Seller for review within fifteen (15) business days after Company has all requested information necessary to complete the proposed execution version of the PPA, including all associated exhibits and schedules.

5. If Seller reviews and agrees with the proposed execution version of the PPA, it must sign and return the partially executed PPA to Company within forty-five (45) business days of receipt of the proposed execution version from Company. Upon receipt of the partially executed PPA from Seller, the Company will countersign the PPA and return a fully executed PPA to Seller within fifteen (15) business days. Prices and other terms and conditions in the PPA will not be final and binding until the PPA has been executed by both parties, subject to Section I.D of this schedule. If Seller executes the execution version of the PPA after the effective date of a change in standard avoided cost rates under Part II of this Schedule QF, the avoided cost rates in effect at the time of Seller's execution of the PPA will be applicable to such PPA.

CONTRACTING PROCEDURES FOR NON-STANDARD QFS

1. To obtain an indicative pricing proposal with respect to a proposed QF, the Seller must provide in writing to the Company, general project information reasonably required for the development of indicative pricing, including the items described in Table 2 below:


(continued)

---

**Issued:** December 18, 2020  
**Docket No.** UE-191024

**Effective:** January 1, 2021

**Issued By** PacifiCorp d/b/a Pacific Power & Light Company

By:  Etta Lockey

**Title:** Vice President, Regulation

**Schedule QF**  
**AVOIDED COST PURCHASES AND PROCEDURES FOR**  
**QUALIFYING FACILITIES**

 I. QUALIFYING FACILITY CONTRACTING PROCEDURES: (continued)

 B. CONTRACTING PROCEDURES: (continued)

CONTRACTING PROCEDURES FOR NON-STANDARD QFS (continued)

**Table 2. Project Information for preparation of indicative pricing for Non-Standard QF PPA**


	<b>Project Information</b>	<b>Detail (Illustrative)</b>
(a)	Demonstration of ability to obtain QF status	FERC Form 556
(b)	Design capacity (MW), station service requirements (kw), and net amount of power to be delivered to the Company's electric system	Provide nameplate capacity (MW <sub>AC</sub> ) and expected annual amount of energy (MWhs) to be delivered including expected annual output degradation (specific to solar)
(c)	Generation technology and other related technology applicable to the site	Resource type and brief overview of project (including whether the project is proposed, under development, or existing).
(d)	Proposed site location	Town / County / State plus GPS coordinates. If applicable, identify all generating facilities within one (1) mile of the proposed project.
(e)	Schedule of monthly power deliveries	Provide monthly volume of energy (MWh) and 12 X 24 or hourly energy profiles. Energy profile should be provided electronically in a spreadsheet. If applicable, include initial year's maintenance plan.
(f)	Minimum and maximum annual deliveries	Provide an explanation of min/max volumes based on historical or projected site information.
(g)	Motive force or fuel plan	Provide supporting detail, such as an energy performance analysis.
(h)	Proposed on-line date and other significant dates required to complete the milestones	Dates should reflect major milestones to develop, construct and interconnect the proposed project.
(i)	Proposed contract term and pricing provisions as defined in this schedule	Identify requested pricing options (e.g., term of PPA; firm or as-available deliveries; fixed pricing or pricing determined upon delivery) New QFs - up to 15 years from execution of PPA or 12 years from scheduled on-line date Existing QFs – 10 years from first-delivery date RCW 80.80.040-Non-Compliant QFs – less than five years from first-delivery date
(j)	Status of interconnection or transmission arrangements	<i>Proposed QFs that would interconnect to Company's system</i> – Provide interconnection queue request number, status of application, and provision of interconnection studies completed. <i>Proposed QFs that would interconnect to a third-party's transmission system and procure firm transmission to deliver to PacifiCorp's system in Washington</i> – Identify interconnecting utility, provide status of interconnection and provision of interconnection studies completed, and provide evidence of request to secure and the provision of any transmission service studies evaluating firm transmission to PacifiCorp's system in Washington.
(k)	Proposed point of delivery or interconnection	<i>Proposed QFs that would interconnect to Company's system</i> – Location of interconnection and substation including name, if known. <i>Proposed QFs that would interconnect to a third-party's transmission system and procure firm transmission to deliver to PacifiCorp's system in Washington</i> – Location of proposed point of delivery to PacifiCorp's system in Washington.

(continued)

**Issued:** December 18, 2020  
**Docket No.** UE-191024

**Effective:** January 1, 2021

**Issued By PacifiCorp d/b/a Pacific Power & Light Company**

 By:  Etta Lockey

**Title:** Vice President, Regulation



WN U-76

Original Sheet No. QF.5

**Schedule QF**  
**AVOIDED COST PURCHASES AND PROCEDURES FOR**  
**QUALIFYING FACILITIES**


---

(continued)

**Issued:** December 18, 2020  
**Docket No.** UE-191024

**Effective:** January 1, 2021

**Issued By PacifiCorp d/b/a Pacific Power & Light Company**

By:  Etta Lockey

**Title:** Vice President, Regulation

**Schedule QF**  
**AVOIDED COST PURCHASES AND PROCEDURES FOR**  
**QUALIFYING FACILITIES**

---

I. QUALIFYING FACILITY CONTRACTING PROCEDURES: (continued)

B. CONTRACTING PROCEDURES: (continued)

CONTRACTING PROCEDURES FOR NON-STANDARD QFS (continued)

2. The Company's non-binding term sheet for a Non-Standard QF PPA may be obtained from the Company's website at [www.pacificpower.net/rates](http://www.pacificpower.net/rates). If the Seller is unable to obtain it from the Company's website, the Company will send a copy within ten (10) business days of receiving a written request.
3. The Company is not obligated to provide an indicative pricing proposal until all information described in Paragraph 1 has been received in writing from the Seller. Within twenty (20) business days following receipt of all information required in Paragraph 1, the Company will provide the Seller with an indicative pricing proposal, which may include other indicative contract terms and conditions as allowed under federal law, state law, and as approved by the Commission, tailored to the individual characteristics of the proposed project. Indicative prices will be calculated using the Commission's approved methodology, consistent with WAC 480-106-050(5).

The indicative pricing proposal may be used by the Seller to make determinations regarding project planning, financing and feasibility. However, such prices are merely indicative and are not final and binding. Prices and other terms and conditions are only final and binding to the extent contained in a PPA executed by both Seller and Company, except as provided in Section I.D of this schedule. The Company will provide the Seller with the indicative prices, and a description of the methodology used to develop the prices.


4. If the Seller desires to proceed forward with PPA negotiations after reviewing the Company's indicative pricing proposal, Seller may request in writing that the Company prepare a draft PPA to serve as the basis for negotiations. No later than twenty (20) business days after receipt of Seller's request for a draft PPA, Company will either (i) provide a draft PPA for review or (ii) request that Seller provide Company with any additional project documentation and information that the Company reasonably determines necessary to review the assumptions underlying the indicative pricing provided under Paragraph 1 above and to prepare a draft PPA, which may include:
  - (a) updated information of the categories described in Paragraph 1 above,
  - (b) evidence of adequate control of proposed site,
  - (c) identification of, and timelines for obtaining any necessary governmental permits, approvals or authorizations,
  - (d) assurance of fuel supply or motive force,
  - (e) anticipated timelines for completion of key project milestones, and
  - (f) any issued interconnection studies and, if applicable as provided in Paragraph 1 above, transmission arrangements associated with the project.

(continued)

**Issued:** December 18, 2020  
**Docket No.** UE-191024

**Effective:** January 1, 2021

**Issued By PacifiCorp d/b/a Pacific Power & Light Company**

By:  Etta Lockey

**Title:** Vice President, Regulation

**Schedule QF**  
**AVOIDED COST PURCHASES AND PROCEDURES FOR**  
**QUALIFYING FACILITIES**

---

I. QUALIFYING FACILITY CONTRACTING PROCEDURES: (continued)

B. CONTRACTING PROCEDURES: (continued)

CONTRACTING PROCEDURES FOR NON-STANDARD QFS (continued)

If Company has requested that Seller provide Company additional or clarifying information under this Paragraph 4, Company will provide a draft PPA to Seller for review within twenty (20) business days after Company has all requested information necessary to complete the draft PPA, excluding all associated exhibits and schedules. The Company is not obligated to provide Seller with a draft PPA until all information required under this Paragraph 4 has been received by the Company in writing.

5. After reviewing the draft PPA, the Seller may prepare and provide to Company an initial set of written comments and proposals to the draft PPA. The Company is not obligated to commence negotiations with the Seller until the Company has received an initial set of written comments and proposals on the draft PPA from the Seller. Following the Company's receipt of such comments and proposals, the Seller may contact the Company to schedule contract negotiations at such times and places as are mutually agreeable to Company and Seller. In connection with such negotiations, the Company:
  - (a) will not unreasonably delay negotiations and will respond in good faith to any additions, deletions or modifications to the draft PPA that are proposed by the Seller,
  - (b) may request to visit the site of the proposed QF if such a visit has not previously occurred,
  - (c) will update its indicative pricing proposals at appropriate intervals to accommodate any changes to the Company's avoided-cost calculations, the proposed project or proposed terms of the draft PPA, and
  - (d) may request any additional information from the Seller necessary to finalize the terms of the PPA and satisfy the Company's due diligence with respect to the QF and proposed PPA.
  
6. When both Company and Seller are in full agreement as to all terms and conditions of the proposed PPA, the Company will prepare and forward to the Seller a final, execution version of the agreement within fifteen (15) business days. If Seller reviews and agrees with the proposed execution version of the PPA, it must sign and return the partially executed PPA to Company within forty-five (45) business days of receipt of the proposed execution version from Company. Upon receipt of the partially executed PPA from Seller, the Company will countersign the PPA and return a fully executed PPA to Seller within fifteen (15) business days. Prices and other terms and conditions in the proposed PPA will not be final and binding until the PPA has been executed by both Company and Seller, except as provided in Section I.D of this schedule. If Seller executes the execution version of the PPA after the effective date of a change in the approved non-standard avoided cost rates methodology applicable to this Schedule QF, the approved non-standard avoided cost rates methodology in effect at the time of Seller's execution of the PPA will be used to determine the price Company pays to Seller for the output of the project under such PPA.

(continued)

---

**Issued:** December 18, 2020  
**Docket No.** UE-191024

**Effective:** January 1, 2021

**Issued By** PacifiCorp d/b/a Pacific Power & Light Company

By:  Etta Lockey

**Title:** Vice President, Regulation



**Schedule QF**  
**AVOIDED COST PURCHASES AND PROCEDURES FOR**  
**QUALIFYING FACILITIES**

---

I. QUALIFYING FACILITY CONTRACTING PROCEDURES: (continued)

C. INTERCONNECTION:<sup>1</sup>

Any Seller intending to sell power to the Company from an electric generating resource, QF or otherwise, must secure an interconnection agreement from the applicable operator of the interconnecting transmission system. The Company's obligation to make purchases from a QF Seller is therefore conditioned upon the Seller completing all necessary interconnection arrangements. It is recommended that Seller initiate its request for interconnection a minimum of twenty four (24) months ahead of the anticipated contract execution date to help ensure that necessary interconnection arrangements proceed in a timely manner and that the QF can deliver its power consistent with the anticipated in-service date that informs indicative avoided cost pricing provided by the Company. Proposed generating resources larger than 20 MWs should initiate the request for interconnection forty eight (48) months ahead of the anticipated contract execution date.

Because of functional separation requirements mandated by the Federal Energy Regulatory Commission, interconnection agreements and PPAs are handled by different functions within the Company. Interconnection agreements (both transmission and distribution level voltages) are handled by the Company's transmission function.

Seller should direct communications regarding interconnection agreements to the Company in writing at the address below:

PacifiCorp  
Director – Generation Interconnection  
825 NE Multnomah St, Suite 1600  
Portland, Oregon 97232  
Email: [Kristopher.bremer@pacificorp.com](mailto:Kristopher.bremer@pacificorp.com)

Generally, the interconnection process involves (1) initiating a request for interconnection, (2) undertaking studies to determine the system impacts associated with the interconnection and the design, cost, and schedules for constructing any necessary interconnection facilities, (3) executing an interconnection agreement to address facility construction, testing, acceptance, ownership, operation and maintenance issues, and (4) designing, constructing, commissioning and energizing of the infrastructure required for interconnection. Consistent with PURPA and Chapter 480-106 of the WAC, the Seller is responsible for all interconnection costs assessed by the Company on a nondiscriminatory basis.

---

<sup>1</sup> Note: This Section I.C. applies to Sellers proposing to interconnect QFs directly to PacifiCorp's electrical system. If Seller is proposing to interconnect a QF to a third-party's electrical system, the Seller must contact its local utility or transmission provider to determine the interconnection requirements and wheeling arrangement necessary to deliver the power from the QF to PacifiCorp in the State of Washington.


(continued)

---

**Issued:** December 18, 2020  
**Docket No.** UE-191024

**Effective:** January 1, 2021

**Issued By PacifiCorp d/b/a Pacific Power & Light Company**

By:  Etta Lockey

**Title:** Vice President, Regulation

**Schedule QF**  
**AVOIDED COST PURCHASES AND PROCEDURES FOR**  
**QUALIFYING FACILITIES**

---

I. QUALIFYING FACILITY CONTRACTING PROCEDURES: (continued)

D. DISPUTE RESOLUTION:

The Seller may petition the Commission to adjudicate any unresolved dispute between the parties relating to this schedule or Chapter 480-106 of the WAC. If an irreconcilable disagreement arises between Seller and Company during the contracting process set forth in Section I.B. above, the Seller may petition the Commission to resolve the disagreement, including making a determination about whether the Seller is entitled to a legally enforceable obligation and the date such obligation occurred based on the facts and circumstances of such case.

II. PRICING OPTIONS FOR QUALIFYING FACILITIES:

A. SELECTION OF PRICING OPTION – STANDARD QFS AND NON-STANDARD QFS:

A Seller of power from a QF will select the option of payment prior to signing the PPA under one of the pricing options specified in Sections II.B through II.D below. Once an option is selected the option will remain in effect for the duration of the PPA.

PRICING OPTIONS FOR STANDARD QFS:

If the Seller of power from a Standard QF selects the pricing option in Section II.B below, the PPA will provide that the Company will pay Seller for all generation at the standard fixed prices as provided in the applicable Avoided Cost Price Tables set forth below in this schedule.

If the Seller of power from a Standard QF selects the pricing option in either Section II.C or II.D below, the PPA will provide that the Company will pay Seller for all generation as set forth in those sections, such pricing determined at the time of delivery.

PRICING OPTIONS FOR NON-STANDARD QFS:

If the Seller of power from a Non-Standard QF selects the pricing option in Section II.B below, the PPA will provide that the Company will pay Seller in accordance with a project-specific pricing proposal as described in Section I.B.3 above for Non-Standard PPAs. **Non-Standard QFs are not entitled to the pricing as provided in the Avoided Cost Price Tables below.**

If the Seller of power from a Non-Standard QF selects the pricing option in either Section II.C or II.D below, the PPA will provide that the Company will pay Seller for all generation as set forth in those sections, such pricing determined at the time of delivery.

(continued)

---

**Issued:** December 18, 2020  
**Docket No.** UE-191024

**Effective:** January 1, 2021

**Issued By PacifiCorp d/b/a Pacific Power & Light Company**

By:  Etta Lockey

**Title:** Vice President, Regulation

**Schedule QF**  
**AVOIDED COST PURCHASES AND PROCEDURES FOR**  
**QUALIFYING FACILITIES**

---

II. PRICING OPTIONS FOR QUALIFYING FACILITIES: (continued)

B. FIXED AVOIDED COST PRICES:

Prices are fixed at the time that a PPA is executed, except as provided in Section I.D. of this schedule, and will not change during the term of the PPA. A Seller choosing the Fixed Avoided Cost pricing option will retain ownership of all renewable energy certificates and any other environmental attributes generated by the QF, until such time that the Seller begins receiving prices based on the avoided capacity cost of an Eligible Renewable Resource, at which time all renewable energy certificates and any other environmental attributes generated by the QF will be provided to Company at no further cost.

C. FIRM MARKET INDEX AVOIDED COST PRICES:

The Firm Market Index Avoided Cost pricing option is available to all QFs that contract to deliver firm power. Hourly prices paid are calculated based on the average prices reported by the Intercontinental Exchange, Inc. (ICE) Day-Ahead Mid-C On-Peak Index and the ICE Day-Ahead Mid-C Off-Peak Index (each an "ICE Index") for a given day, weighted by the count of hours for each ICE Index on such day, multiplied by the hourly CAISO day-ahead market locational marginal price for the "PACW. DGAP\_PACW-APND" location, and divided by the average of the same CAISO index over all hours in such day. If applicable, the resulting value will be reduced by the integration costs specified in this schedule as applicable to the Facility. If any index is not available for a given period, the Firm Market Price Index will be the average price derived from days in which all published data is available, for the same number of days immediately preceding and immediately succeeding the period in which an index was not available, regardless of which days of the week are used for this purpose.

D. NON-FIRM MARKET INDEX AVOIDED COST PRICES:

The Non-Firm Market Index Avoided Cost pricing option is available to all QFs that do not elect to provide firm or unit-contingent power. Sellers taking this option will have PPAs that do not include minimum delivery requirements, default damages for construction delay, or for under delivery or early termination, or default security for these purposes. Hourly prices paid will be 85% of the Firm Market Index Avoided Cost Prices.

III. AVOIDED COST PRICE TABLES:

- Table A. Contract Prices for Standard Qualifying Facilities by Resource Type**
- Table B. Avoided Cost Price Component Table – Standard Qualifying Facilities – Estimated Avoided Energy Costs**
- Table C. Avoided Cost Price Component Table – Standard Qualifying Facilities – Estimated Avoided Capacity Costs**
- Table D. Avoided Cost Price Table – Standard Qualifying Facilities – Integration Costs**


(continued)

---

**Issued:** December 18, 2020  
**Docket No.** UE-191024

**Effective:** January 1, 2021

**Issued By PacifiCorp d/b/a Pacific Power & Light Company**

By:  Etta Lockey

**Title:** Vice President, Regulation

**Schedule QF**  
**AVOIDED COST PURCHASES AND PROCEDURES FOR**  
**QUALIFYING FACILITIES**

 III. AVOIDED COST PRICE TABLES: (continued)  
**TABLE A. CONTRACT PRICES – STANDARD QUALIFYING FACILITIES\***

Year	BASELOAD					WIND					ALL Clean Energy Premium (\$/MWh)
	Combined Energy and Capacity Prices (1)					Combined Energy and Capacity Prices (1)					
	Wtd. Avg.	On- Peak	Off- Peak	On- Peak	Off- Peak	Wtd. Avg.	On- Peak	Off- Peak	On- Peak	Off- Peak	
		Winter	Winter	Summer	Summer		Winter	Winter	Summer	Summer	
(\$/MWh)					(\$/MWh)						
	(a)	(b)	(c)	(d)	(e)	(a)	(b)	(c)	(d)	(e)	(f)
2025	\$79.01	\$92.49	\$65.12	\$123.32	\$71.07	\$71.37	\$79.03	\$51.77	\$119.53	\$65.48	\$1.04
2026	\$84.57	\$99.77	\$71.31	\$126.57	\$74.83	\$79.18	\$88.55	\$60.07	\$125.56	\$72.02	\$1.06
2027	\$87.32	\$97.10	\$69.10	\$142.28	\$86.41	\$85.20	\$89.89	\$60.87	\$141.93	\$84.63	\$1.08
2028	\$75.97	\$82.02	\$59.30	\$122.78	\$79.85	\$76.12	\$77.37	\$53.60	\$124.98	\$81.27	\$1.11
2029	\$67.08	\$71.32	\$52.89	\$103.11	\$73.11	\$67.07	\$66.31	\$47.19	\$106.23	\$76.04	\$1.13
2030 (2)	\$67.69	\$72.59	\$53.82	\$102.87	\$72.86	\$67.52	\$67.28	\$47.99	\$105.98	\$75.84	\$1.16
2031	\$68.60	\$73.89	\$54.89	\$103.27	\$73.31	\$68.27	\$68.33	\$48.83	\$106.39	\$76.39	\$1.18
2032	\$67.08	\$72.24	\$53.96	\$100.81	\$71.30	\$66.67	\$66.44	\$47.80	\$104.39	\$74.44	\$1.21
2033	\$68.35	\$73.74	\$55.40	\$100.87	\$72.51	\$67.71	\$67.66	\$49.04	\$104.20	\$75.68	\$1.24
2034	\$70.75	\$77.16	\$57.76	\$102.44	\$74.41	\$69.85	\$70.52	\$50.97	\$105.85	\$77.83	\$1.27
2035	\$71.44	\$78.94	\$58.90	\$100.43	\$74.48	\$70.16	\$72.02	\$51.79	\$103.51	\$77.94	\$1.30
2036	\$71.63	\$79.80	\$59.63	\$99.30	\$73.65	\$69.87	\$72.31	\$52.06	\$102.20	\$76.91	\$1.33
2037	\$74.85	\$83.86	\$62.24	\$104.17	\$76.34	\$73.18	\$76.26	\$54.60	\$107.24	\$79.67	\$1.36
2038	\$79.85	\$89.67	\$66.40	\$112.35	\$80.58	\$77.88	\$81.23	\$58.06	\$115.60	\$83.80	\$1.39
2039	\$90.87	\$104.72	\$77.67	\$121.29	\$88.17	\$88.07	\$94.84	\$67.99	\$124.81	\$91.83	\$1.42
2040	\$94.85	\$111.50	\$81.83	\$123.94	\$89.72	\$91.60	\$101.05	\$71.58	\$127.47	\$93.34	\$1.45
2041	\$97.30	\$115.03	\$84.07	\$126.41	\$91.45	\$93.41	\$103.76	\$73.28	\$129.31	\$94.39	\$1.48
2042	\$100.32	\$119.82	\$86.20	\$130.57	\$93.89	\$96.51	\$108.66	\$75.26	\$133.52	\$96.95	\$1.52
2043	\$106.03	\$128.96	\$92.19	\$133.81	\$96.89	\$101.58	\$116.84	\$80.27	\$136.93	\$100.29	\$1.55
2044	\$110.28	\$132.81	\$96.68	\$139.16	\$100.55	\$105.25	\$119.46	\$83.81	\$142.55	\$103.96	\$1.59

(1) Avoided cost prices have been reduced by wind and solar integration charges.

If the QF resource is not in PacifiCorp's BAA, prices will be increased by the applicable integration charges.

(2) Starting in 2030, the Company will receive RECs generated by renewable QF resources

If the QF resource is not renewable, the levelized Clean Energy Premium will be removed from prices in all years.

- (a) Illustrative price for all hours
- (b) On-peak Winter hours: 6:00a - 8:00a and 5:00p - 11:00p Pacific Prevailing Time (PPT), Oct. through May
- (c) Off-peak Winter hours: All other hours, Oct. through May
- (d) On-peak Summer hours: 2:00p - 10:00p PPT, June through September
- (e) Off-peak Summer hours: All other hours, June through September
- (f) Clean Energy Premium

(continued)

Issued: October 30, 2024  
 Advice No. 24-05

Effective: January 1, 2025

Issued By PacifiCorp d/b/a Pacific Power & Light Company

By:  Matthew McVee

Title: Vice President, Regulation

**Schedule QF**  
**AVOIDED COST PURCHASES AND PROCEDURES FOR**  
**QUALIFYING FACILITIES**

---

---

\* Note – Only Standard QFs are eligible for the pricing provided in this Table. Table includes Combined Avoided Energy and Capacity Costs and applicable to the specific resource type.

(continued)

---

**Issued:** October 30, 2024  
**Advice No.** 24-05

**Effective:** January 1, 2025

**Issued By PacifiCorp d/b/a Pacific Power & Light Company**

By:  Matthew McVee

**Title:** Vice President, Regulation

**Schedule QF**  
**AVOIDED COST PURCHASES AND PROCEDURES FOR**  
**QUALIFYING FACILITIES**

 III. AVOIDED COST PRICE TABLES: (continued)  
**TABLE A (continued). CONTRACT PRICES – STANDARD QUALIFYING FACILITIES\***

Year	FIXED TILT SOLAR					TRACKING SOLAR					ALL Clean Energy Premium (\$/MWh)
	Combined Energy and Capacity Prices (1)					Combined Energy and Capacity Prices (1)					
	Wtd. Avg.	On- Peak	Off- Peak	On- Peak	Off- Peak	Wtd. Avg.	On- Peak	Off- Peak	On- Peak	Off- Peak	
		Winter	Winter	Summer	Summer		Winter	Winter	Summer	Summer	
(\$/MWh)					(\$/MWh)						
	(a)	(b)	(c)	(d)	(e)	(a)	(b)	(c)	(d)	(e)	(f)
2025	\$52.35	\$56.92	\$46.26	\$73.48	\$54.96	\$50.04	\$55.68	\$38.40	\$73.54	\$54.20	\$1.04
2026	\$54.66	\$61.08	\$49.64	\$74.78	\$55.63	\$52.19	\$58.75	\$41.12	\$75.78	\$55.53	\$1.06
2027	\$59.10	\$64.67	\$49.60	\$87.07	\$65.04	\$58.03	\$61.34	\$42.03	\$87.93	\$65.27	\$1.08
2028	\$52.17	\$58.07	\$43.74	\$75.95	\$57.74	\$51.53	\$55.42	\$37.21	\$77.01	\$58.36	\$1.11
2029	\$43.59	\$49.22	\$37.36	\$61.76	\$47.36	\$42.94	\$46.73	\$31.45	\$63.16	\$48.37	\$1.13
2030 (2)	\$43.81	\$49.33	\$38.17	\$61.11	\$46.88	\$42.78	\$46.51	\$31.98	\$62.21	\$47.72	\$1.16
2031	\$44.39	\$49.92	\$38.96	\$61.41	\$47.21	\$43.16	\$46.89	\$32.49	\$62.46	\$47.97	\$1.18
2032	\$43.33	\$48.13	\$38.16	\$59.75	\$46.01	\$42.04	\$44.97	\$31.60	\$61.27	\$46.77	\$1.21
2033	\$43.99	\$48.32	\$39.22	\$59.81	\$46.20	\$42.34	\$44.91	\$32.32	\$60.80	\$46.87	\$1.24
2034	\$45.41	\$49.70	\$41.15	\$60.69	\$46.95	\$43.48	\$46.13	\$33.76	\$61.78	\$47.72	\$1.27
2035	\$45.17	\$50.51	\$41.92	\$58.72	\$45.54	\$42.87	\$46.87	\$34.33	\$59.23	\$46.24	\$1.30
2036	\$44.98	\$50.10	\$42.33	\$57.63	\$44.67	\$42.30	\$46.15	\$34.46	\$57.96	\$45.16	\$1.33
2037	\$47.81	\$53.03	\$45.01	\$61.11	\$47.49	\$44.95	\$48.87	\$36.71	\$61.54	\$47.92	\$1.36
2038	\$51.47	\$56.62	\$48.08	\$66.60	\$51.54	\$48.67	\$52.69	\$39.37	\$67.35	\$52.09	\$1.39
2039	\$58.19	\$64.38	\$56.27	\$72.62	\$55.92	\$54.69	\$60.04	\$45.87	\$73.98	\$57.14	\$1.42
2040	\$60.63	\$68.40	\$59.68	\$73.90	\$56.97	\$56.65	\$64.63	\$48.63	\$75.30	\$58.04	\$1.45
2041	\$61.89	\$68.00	\$61.53	\$74.78	\$57.53	\$57.17	\$63.33	\$49.63	\$75.66	\$58.30	\$1.48
2042	\$64.27	\$72.56	\$64.02	\$77.39	\$59.45	\$59.49	\$68.16	\$51.82	\$78.37	\$60.27	\$1.52
2043	\$67.91	\$77.56	\$69.11	\$79.43	\$61.05	\$62.51	\$73.78	\$55.75	\$80.65	\$62.12	\$1.55
2044	\$70.11	\$78.82	\$70.84	\$82.98	\$63.66	\$64.88	\$74.72	\$57.38	\$84.58	\$65.00	\$1.59

(1) Avoided cost prices have been reduced by wind and solar integration charges.

If the QF resource is not in PacifiCorp's BAA, prices will be increased by the applicable integration charges.

(2) Starting in 2030, the Company will receive RECs generated by renewable QF resources

If the QF resource is not renewable, the leveled Clean Energy Premium will be removed from prices in all years.

- (a) Illustrative price for all hours
- (b) On-peak Winter hours: 6:00a - 8:00a and 5:00p - 11:00p Pacific Prevailing Time (PPT), Oct. through May
- (c) Off-peak Winter hours: All other hours, Oct. through May
- (d) On-peak Summer hours: 2:00p - 10:00p PPT, June through September
- (e) Off-peak Summer hours: All other hours, June through September
- (f) Clean Energy Premium

\* Note – Only Standard QFs are eligible for the pricing provided in this Table. Table includes Combined Avoided Energy and Capacity Costs and applicable to the specific resource type.

(continued)

Issued: October 30, 2024  
 Advice No. 24-05

Effective: January 1, 2025

Issued By PacifiCorp d/b/a Pacific Power & Light Company  
 By:  Matthew McVee Title: Vice President, Regulation



WN U-76

Fourth Revision of Sheet No. QF.12  
Canceling Third Revision Sheet No. QF.12


**Schedule QF**  
**AVOIDED COST PURCHASES AND PROCEDURES FOR**  
**QUALIFYING FACILITIES**

---

(continued)

**Issued:** October 30, 2024  
**Advice No.** 24-05

**Effective:** January 1, 2025

By:  Matthew McVee

**Issued By PacifiCorp d/b/a Pacific Power & Light Company**

**Title:** Vice President, Regulation

**Schedule QF**  
**AVOIDED COST PURCHASES AND PROCEDURES FOR**  
**QUALIFYING FACILITIES**

 III. AVOIDED COST PRICE TABLES: (continued)  
AVOIDED COST PRICE COMPONENT TABLES
**TABLE B. AVOIDED COST PRICE TABLE – STANDARD QUALIFYING FACILITIES –**  
**ESTIMATED AVOIDED ENERGY COSTS**

Year	Baseload					Wind				
	Avoided Energy Prices					Avoided Energy Prices (1)				
	Wtd. Avg.	On- Peak Winter	Off- Peak Winter	On- Peak Summer	Off- Peak Summer	Wtd. Avg.	On- Peak Winter	Off- Peak Winter	On- Peak Summer	Off- Peak Summer
	(\$/MWh)					(\$/MWh)				
	(a)	(b)	(c)	(d)	(e)	(a)	(b)	(c)	(d)	(e)
2025	\$65.33	\$83.50	\$56.13	\$100.33	\$48.08	\$57.91	\$73.03	\$45.77	\$93.98	\$39.94
2026	\$70.58	\$90.57	\$62.12	\$103.06	\$51.31	\$65.41	\$82.41	\$53.93	\$99.43	\$45.89
2027	\$73.02	\$87.70	\$59.70	\$118.23	\$62.36	\$71.12	\$83.61	\$54.59	\$115.22	\$57.91
2028	\$61.36	\$72.40	\$49.68	\$98.18	\$55.25	\$61.74	\$70.95	\$47.17	\$97.65	\$53.94
2029	\$52.12	\$61.49	\$43.05	\$77.96	\$47.95	\$52.34	\$59.74	\$40.62	\$78.28	\$48.10
2030	\$52.40	\$62.53	\$43.76	\$77.14	\$47.13	\$52.46	\$60.56	\$41.27	\$77.40	\$47.26
2031	\$52.96	\$63.60	\$44.60	\$76.97	\$47.00	\$52.87	\$61.46	\$41.95	\$77.16	\$47.16
2032	\$51.10	\$61.72	\$43.44	\$73.91	\$44.39	\$50.94	\$59.42	\$40.78	\$74.50	\$44.55
2033	\$51.99	\$62.98	\$44.64	\$73.36	\$45.00	\$51.60	\$60.47	\$41.85	\$73.63	\$45.11
2034	\$54.02	\$66.16	\$46.75	\$74.30	\$46.27	\$53.37	\$63.17	\$43.62	\$74.58	\$46.57
2035	\$54.33	\$67.68	\$47.64	\$71.65	\$45.70	\$53.31	\$64.50	\$44.27	\$71.54	\$45.96
2036	\$54.15	\$68.29	\$48.12	\$69.86	\$44.21	\$52.66	\$64.62	\$44.38	\$69.50	\$44.21
2037	\$56.95	\$72.09	\$50.47	\$74.07	\$46.24	\$55.55	\$68.40	\$46.73	\$73.80	\$46.22
2038	\$61.54	\$77.63	\$54.37	\$81.56	\$49.80	\$59.86	\$73.18	\$50.02	\$81.40	\$49.59
2039	\$72.15	\$92.40	\$65.36	\$89.81	\$56.68	\$69.64	\$86.62	\$59.76	\$89.84	\$56.86
2040	\$75.73	\$98.91	\$69.24	\$91.74	\$57.52	\$72.77	\$92.64	\$63.17	\$91.70	\$57.56
2041	\$77.72	\$102.15	\$71.19	\$93.48	\$58.52	\$74.13	\$95.16	\$64.68	\$92.72	\$57.81
2042	\$80.30	\$106.65	\$73.03	\$96.89	\$60.21	\$76.79	\$99.86	\$66.46	\$96.10	\$59.54
2043	\$85.56	\$115.49	\$78.72	\$99.37	\$62.44	\$81.41	\$107.84	\$71.28	\$98.67	\$62.02
2044	\$89.36	\$119.03	\$82.90	\$103.93	\$65.32	\$84.66	\$110.26	\$74.61	\$103.42	\$64.83

(1) Avoided cost prices have been reduced by wind and solar integration charges.

If the QF resource is not in PacifiCorp's BAA, prices will be increased by the applicable integration charges.

- (a) Illustrative price for all hours
- (b) On-peak Winter hours: 6:00a - 8:00a and 5:00p - 11:00p Pacific Prevailing Time (PPT), Oct. through May
- (c) Off-peak Winter hours: All other hours, Oct. through May
- (d) On-peak Summer hours: 2:00p - 10:00p PPT, June through September
- (e) Off-peak Summer hours: All other hours, June through September

(continued)

 Issued: October 30, 2024  
 Advice No. 24-05

Effective: January 1, 2025

Issued By PacifiCorp d/b/a Pacific Power &amp; Light Company

 By:  Matthew McVee

Title: Vice President, Regulation



**Schedule QF**  
**AVOIDED COST PURCHASES AND PROCEDURES FOR**  
**QUALIFYING FACILITIES**

 III. AVOIDED COST PRICE TABLES: (continued)  
AVOIDED COST PRICE COMPONENT TABLES (continued)

**TABLE B (continued). AVOIDED COST PRICE TABLE – STANDARD QUALIFYING FACILITIES – ESTIMATED AVOIDED ENERGY COSTS**

	Fixed Tilt Solar					Tracking Solar				
	Avoided Energy Prices (1)					Avoided Energy Prices (1)				
	Wtd. Avg.	On- Peak	Off- Peak	On- Peak	Off- Peak	Wtd. Avg.	On- Peak	Off- Peak	On- Peak	Off- Peak
		Winter	Winter	Summer	Summer		Winter	Winter	Summer	Summer
(\$/MWh)					(\$/MWh)					
(a)	(b)	(c)	(d)	(e)	(a)	(b)	(c)	(d)	(e)	
2025	\$46.26	\$52.11	\$41.46	\$65.69	\$47.17	\$45.43	\$53.06	\$35.79	\$67.00	\$47.66
2026	\$48.43	\$56.17	\$44.73	\$66.81	\$47.67	\$47.47	\$56.07	\$38.44	\$69.09	\$48.84
2027	\$52.73	\$59.64	\$44.57	\$78.92	\$56.89	\$53.20	\$58.61	\$39.30	\$81.09	\$58.43
2028	\$45.66	\$52.93	\$38.60	\$67.61	\$49.41	\$46.59	\$52.62	\$34.42	\$70.01	\$51.37
2029	\$36.93	\$43.96	\$32.10	\$53.23	\$38.83	\$37.89	\$43.87	\$28.59	\$56.01	\$41.22
2030	\$37.00	\$43.96	\$32.79	\$52.39	\$38.17	\$37.61	\$43.58	\$29.06	\$54.90	\$40.40
2031	\$37.42	\$44.42	\$33.46	\$52.49	\$38.29	\$37.87	\$43.90	\$29.50	\$54.98	\$40.49
2032	\$36.21	\$42.51	\$32.54	\$50.63	\$36.89	\$36.64	\$41.91	\$28.54	\$53.62	\$39.11
2033	\$36.70	\$42.57	\$33.47	\$50.49	\$36.87	\$36.81	\$41.78	\$29.19	\$52.98	\$39.05
2034	\$37.96	\$43.82	\$35.27	\$51.16	\$37.42	\$37.82	\$42.93	\$30.56	\$53.78	\$39.72
2035	\$37.55	\$44.50	\$35.90	\$48.97	\$35.79	\$37.09	\$43.60	\$31.06	\$51.05	\$38.06
2036	\$37.19	\$43.95	\$36.18	\$47.66	\$34.70	\$36.39	\$42.81	\$31.12	\$49.59	\$36.79
2037	\$39.84	\$46.74	\$38.72	\$50.91	\$37.29	\$38.91	\$45.44	\$33.29	\$52.98	\$39.36
2038	\$43.32	\$50.19	\$41.65	\$56.17	\$41.11	\$42.48	\$49.19	\$35.87	\$58.60	\$43.33
2039	\$49.85	\$57.81	\$49.69	\$61.95	\$45.25	\$48.36	\$56.46	\$42.29	\$65.02	\$48.18
2040	\$52.10	\$61.67	\$52.95	\$62.99	\$46.06	\$50.19	\$60.97	\$44.97	\$66.15	\$48.88
2041	\$53.17	\$61.12	\$54.65	\$63.63	\$46.37	\$50.55	\$59.59	\$45.88	\$66.30	\$48.93
2042	\$55.36	\$65.53	\$56.98	\$65.98	\$48.04	\$52.73	\$64.33	\$47.99	\$68.79	\$50.69
2043	\$58.79	\$70.37	\$61.91	\$67.76	\$49.38	\$55.59	\$69.87	\$51.83	\$70.86	\$52.33
2044	\$60.79	\$71.46	\$63.48	\$71.04	\$51.73	\$57.81	\$70.72	\$53.37	\$74.56	\$54.99

(1) Avoided cost prices have been reduced by wind and solar integration charges.

If the QF resource is not in PacifiCorp's BAA, prices will be increased by the applicable integration charges.

- (a) Illustrative price for all hours
- (b) On-peak Winter hours: 6:00a - 8:00a and 5:00p - 11:00p Pacific Prevailing Time (PPT), Oct. through May
- (c) Off-peak Winter hours: All other hours, Oct. through May
- (d) On-peak Summer hours: 2:00p - 10:00p PPT, June through September
- (e) Off-peak Summer hours: All other hours, June through September

(continued)

 Issued: October 30, 2024  
 Advice No. 24-05

Effective: January 1, 2025

Issued By PacifiCorp d/b/a Pacific Power &amp; Light Company

 By:  Matthew McVee

Title: Vice President, Regulation



WN U-76

Fourth Revision of Sheet No. QF.14  
Canceling Third Revision Sheet No. QF.14

**Schedule QF**  
**AVOIDED COST PURCHASES AND PROCEDURES FOR**  
**QUALIFYING FACILITIES**


---

(continued)

**Issued:** October 30, 2024  
**Advice No.** 24-05

**Effective:** January 1, 2025

**Issued By PacifiCorp d/b/a Pacific Power & Light Company**

By:  Matthew McVee

**Title:** Vice President, Regulation

**Schedule QF**  
**AVOIDED COST PURCHASES AND PROCEDURES FOR**  
**QUALIFYING FACILITIES**

 III. AVOIDED COST PRICE TABLES: (continued)  
AVOIDED COST PRICE COMPONENT TABLES (continued)

**TABLE C. AVOIDED COST PRICE TABLE – STANDARD QUALIFYING FACILITIES –**  
**ESTIMATED AVOIDED CAPACITY COSTS**

Year	Levelized Avoided Capacity Cost  Costs  \$/MW-yr (a1)	Clean Energy Premium  Costs  \$/MWh (a2)  Capacity Contribution: C.F. Weighting:	Baseload			
			Winter Capacity	Summer Capacity	Winter Capacity + Clean Energy Premium	Summer Capacity + Clean Energy Premium
			Costs	Costs	Costs	Costs
					All Hours	All Hours
			\$/MW-yr	\$/MW-yr	\$/MWH	\$/MWH
			(b)	(c)	(d)	(e)
			100.00%	100.00%		
				67%	33%	
2025	\$110,745	\$1.04	\$46,450	\$64,295	\$8.99	\$22.99
2026	\$113,259	\$1.06	\$47,504	\$65,755	\$9.20	\$23.52
2027	\$115,830	\$1.08	\$48,583	\$67,247	\$9.40	\$24.05
2028	\$118,460	\$1.11	\$49,686	\$68,774	\$9.62	\$24.60
2029	\$121,149	\$1.13	\$50,813	\$70,335	\$9.84	\$25.15
2030 (1)	\$123,899	\$1.16	\$51,967	\$71,932	\$10.06	\$25.73
2031	\$126,711	\$1.18	\$53,146	\$73,565	\$10.29	\$26.31
2032	\$129,587	\$1.21	\$54,353	\$75,235	\$10.52	\$26.91
2033	\$132,529	\$1.24	\$55,587	\$76,942	\$10.76	\$27.52
2034	\$135,538	\$1.27	\$56,849	\$78,689	\$11.00	\$28.14
2035	\$138,614	\$1.30	\$58,139	\$80,475	\$11.25	\$28.78
2036	\$141,761	\$1.33	\$59,459	\$82,302	\$11.51	\$29.43
2037	\$144,979	\$1.36	\$60,808	\$84,170	\$11.77	\$30.10
2038	\$148,270	\$1.39	\$62,189	\$86,081	\$12.04	\$30.79
2039	\$151,635	\$1.42	\$63,601	\$88,035	\$12.31	\$31.48
2040	\$155,078	\$1.45	\$65,044	\$90,033	\$12.59	\$32.20
2041	\$158,598	\$1.48	\$66,521	\$92,077	\$12.88	\$32.93
2042	\$162,198	\$1.52	\$68,031	\$94,167	\$13.17	\$33.68
2043	\$165,880	\$1.55	\$69,575	\$96,305	\$13.47	\$34.44
2044	\$169,645	\$1.59	\$71,154	\$98,491	\$13.77	\$35.22

Capacity Contribution: 2021 IRP, Appendix K

Capacity Factor Weighting: The resource's annual capacity factor divided by season.

- (a) Levelized capacity cost at 100% capacity contribution
- (b),(c) Summer-winter split based on months and 2021 IRP loss of load probability
- (d) Winter Capacity Cost (b) divided by seasonal capacity factor weighting + Clean Energy Premium (a2)
- (e) Summer Capacity Cost (c) divided by seasonal capacity factor weighting + Clean Energy Premium (a2)

(1) Starting in 2030, the Company will receive REC's generated by renewable QF resources

If the QF resource is not renewable, the levelized Clean Energy Premium will be removed from prices in all years.


(continued)

Issued: October 30, 2024

Effective: January 1, 2025

Advice No. 24-05

Issued By PacifiCorp d/b/a Pacific Power &amp; Light Company

 By:  Matthew McVee

Title: Vice President, Regulation

**Schedule QF**  
**AVOIDED COST PURCHASES AND PROCEDURES FOR**  
**QUALIFYING FACILITIES**

 III. AVOIDED COST PRICE TABLES: (continued)  
AVOIDED COST PRICE COMPONENT TABLES (continued)

**TABLE C (continued). AVOIDED COST PRICE TABLE – STANDARD QUALIFYING FACILITIES – ESTIMATED AVOIDED CAPACITY COSTS**

Year	Wind				Fixed Tilt Solar			
	Winter Capacity	Summer Capacity	Winter Capacity + Clean Energy Premium	Summer Capacity + Clean Energy Premium	Winter Capacity	Summer Capacity	Winter Capacity + Clean Energy Premium	Summer Capacity + Clean Energy Premium
	Costs	Costs	Costs	Costs	Costs	Costs	Costs	Costs
			All Hours	All Hours			All Hours	All Hours
	\$/MW-yr	\$/MW-yr	\$/MWH	\$/MWH	\$/MW-yr	\$/MW-yr	\$/MWH	\$/MWH
	(b)	(c)	(d)	(e)	(b)	(c)	(d)	(e)
Capacity Contribution:	21.49%	47.22%			10.09%	9.84%		
C.F. Weighting:			23%	14%			14%	11%
2025	\$9,984	\$30,362	\$6.01	\$25.55	\$4,688	\$6,329	\$4.80	\$7.79
2026	\$10,210	\$31,052	\$6.14	\$26.13	\$4,794	\$6,473	\$4.91	\$7.97
2027	\$10,442	\$31,757	\$6.28	\$26.72	\$4,903	\$6,619	\$5.03	\$8.15
2028	\$10,679	\$32,477	\$6.42	\$27.33	\$5,014	\$6,770	\$5.14	\$8.33
2029	\$10,921	\$33,215	\$6.57	\$27.95	\$5,128	\$6,923	\$5.26	\$8.52
2030 (1)	\$11,169	\$33,969	\$6.72	\$28.58	\$5,245	\$7,081	\$5.38	\$8.72
2031	\$11,423	\$34,740	\$6.87	\$29.23	\$5,364	\$7,241	\$5.50	\$8.91
2032	\$11,682	\$35,528	\$7.03	\$29.89	\$5,485	\$7,406	\$5.62	\$9.12
2033	\$11,947	\$36,335	\$7.19	\$30.57	\$5,610	\$7,574	\$5.75	\$9.32
2034	\$12,219	\$37,160	\$7.35	\$31.26	\$5,737	\$7,746	\$5.88	\$9.53
2035	\$12,496	\$38,003	\$7.52	\$31.97	\$5,868	\$7,922	\$6.01	\$9.75
2036	\$12,780	\$38,866	\$7.69	\$32.70	\$6,001	\$8,101	\$6.15	\$9.97
2037	\$13,070	\$39,748	\$7.86	\$33.44	\$6,137	\$8,285	\$6.29	\$10.20
2038	\$13,366	\$40,650	\$8.04	\$34.20	\$6,276	\$8,473	\$6.43	\$10.43
2039	\$13,670	\$41,573	\$8.22	\$34.98	\$6,419	\$8,666	\$6.58	\$10.67
2040	\$13,980	\$42,517	\$8.41	\$35.77	\$6,564	\$8,862	\$6.73	\$10.91
2041	\$14,297	\$43,482	\$8.60	\$36.58	\$6,713	\$9,064	\$6.88	\$11.16
2042	\$14,622	\$44,469	\$8.80	\$37.41	\$6,866	\$9,269	\$7.04	\$11.41
2043	\$14,954	\$45,478	\$9.00	\$38.26	\$7,022	\$9,480	\$7.20	\$11.67
2044	\$15,293	\$46,511	\$9.20	\$39.13	\$7,181	\$9,695	\$7.36	\$11.93

Capacity Contribution: 2021 IRP, Appendix K

Capacity Factor Weighting: The resource's annual capacity factor divided by season.

- (a) Levelized capacity cost at 100% capacity contribution
- (b),(c) Summer-winter split based on months and 2021 IRP loss of load probability
- (d) Winter Capacity Cost (b) divided by seasonal capacity factor weighting + Clean Energy Premium (a2)
- (e) Summer Capacity Cost (c) divided by seasonal capacity factor weighting + Clean Energy Premium (a2)

(1) Starting in 2030, the Company will receive RECs generated by renewable QF resources


If the QF resource is not renewable, the levelized Clean Energy Premium will be removed from prices in all years.

(continued)

 Issued: October 30, 2024  
 Advice No. 24-05

Effective: January 1, 2025

Issued By PacifiCorp d/b/a Pacific Power &amp; Light Company

 By:  Matthew McVee

Title: Vice President, Regulation


**Schedule QF**  
**AVOIDED COST PURCHASES AND PROCEDURES FOR**  
**QUALIFYING FACILITIES**

---

(continued)

**Issued:** October 30, 2024  
**Advice No.** 24-05

**Effective:** January 1, 2025

By:  Matthew McVee

**Issued By PacifiCorp d/b/a Pacific Power & Light Company**

**Title:** Vice President, Regulation

**Schedule QF**  
**AVOIDED COST PURCHASES AND PROCEDURES FOR**  
**QUALIFYING FACILITIES**

 III. AVOIDED COST PRICE TABLES: (continued)  
AVOIDED COST PRICE COMPONENT TABLES (continued)

**TABLE C (continued). AVOIDED COST PRICE TABLE – STANDARD QUALIFYING FACILITIES – ESTIMATED AVOIDED CAPACITY COSTS**

Year	Tracking Solar			
	Winter Capacity	Summer Capacity	Winter Capacity + Clean Energy Premium	Summer Capacity + Clean Energy Premium
	Costs	Costs	Costs	Costs
			All Hours	All Hours
	\$/MW-yr	\$/MW-yr	\$/MWH	\$/MWH
	(b)	(c)	(d)	(e)
	Capacity Contribution:	3.61%	9.48%	
C.F. Weighting:			12%	13%
2025	\$1,678	\$6,096	\$2.61	\$6.54
2026	\$1,716	\$6,234	\$2.67	\$6.69
2027	\$1,755	\$6,376	\$2.73	\$6.84
2028	\$1,795	\$6,521	\$2.80	\$6.99
2029	\$1,836	\$6,669	\$2.86	\$7.15
2030 (1)	\$1,878	\$6,820	\$2.93	\$7.32
2031	\$1,920	\$6,975	\$2.99	\$7.48
2032	\$1,964	\$7,133	\$3.06	\$7.65
2033	\$2,008	\$7,295	\$3.13	\$7.82
2034	\$2,054	\$7,461	\$3.20	\$8.00
2035	\$2,101	\$7,630	\$3.27	\$8.18
2036	\$2,148	\$7,803	\$3.35	\$8.37
2037	\$2,197	\$7,980	\$3.42	\$8.56
2038	\$2,247	\$8,162	\$3.50	\$8.75
2039	\$2,298	\$8,347	\$3.58	\$8.95
2040	\$2,350	\$8,536	\$3.66	\$9.16
2041	\$2,403	\$8,730	\$3.74	\$9.36
2042	\$2,458	\$8,928	\$3.83	\$9.58
2043	\$2,514	\$9,131	\$3.92	\$9.79
2044	\$2,571	\$9,338	\$4.01	\$10.02

Capacity Contribution: 2021 IRP, Appendix K

Capacity Factor Weighting: The resource's annual capacity factor divided by season.

- (a) Levelized capacity cost at 100% capacity contribution
- (b),(c) Summer-winter split based on months and 2021 IRP loss of load probability
- (d) Winter Capacity Cost (b) divided by seasonal capacity factor weighting + Clean Energy Premium (a2)
- (e) Summer Capacity Cost (c) divided by seasonal capacity factor weighting + Clean Energy Premium (a2)

(1) Starting in 2030, the Company will receive RECs generated by renewable QF resources

If the QF resource is not renewable, the levelized Clean Energy Premium will be removed from prices in all years.

(continued)

Issued: October 30, 2024

Effective: January 1, 2025

Advice No. 24-05

Issued By PacifiCorp d/b/a Pacific Power &amp; Light Company

 By:  Matthew McVee

Title: Vice President, Regulation



WN U-76

Fourth Revision of Sheet No. QF.17  
Canceling Third Revision Sheet No. QF.17

**Schedule QF**  
**AVOIDED COST PURCHASES AND PROCEDURES FOR**  
**QUALIFYING FACILITIES**

---

(continued)

**Issued:** October 30, 2024

**Effective:** January 1, 2025

**Advice No.** 24-05

**Issued By PacifiCorp d/b/a Pacific Power & Light Company**

By:  Matthew McVee

**Title:** Vice President, Regulation

**Schedule QF**  
**AVOIDED COST PURCHASES AND PROCEDURES FOR**  
**QUALIFYING FACILITIES**


---

 III. AVOIDED COST PRICE TABLES: (continued)

AVOIDED COST PRICE COMPONENT TABLES (continued)

**TABLE D. AVOIDED COST PRICE TABLE – STANDARD QUALIFYING FACILITIES –  
 INTEGRATION COSTS**

Year	Wind Integration Cost	Solar Integration Cost
	\$/MWh	\$/MWh
2023	\$2.35	\$6.07
2024	\$2.03	\$1.92
2025	\$5.64	\$3.85
2026	\$3.51	\$4.80
2027	\$2.26	\$3.48
2028	\$0.45	\$0.64
2029	\$0.36	\$0.67
2030	\$0.27	\$0.77
2031	\$0.27	\$0.70
2032	\$0.21	\$0.72
2033	\$0.14	\$0.46
2034	\$0.14	\$0.43
2035	\$0.26	\$0.58
2036	\$0.39	\$0.81
2037	\$0.24	\$0.45
2038	\$0.29	\$0.49
2039	\$0.34	\$0.59
2040	\$0.36	\$0.70
2041	\$0.67	\$1.16
2042	\$0.81	\$1.30
2043	\$0.83	\$1.33

Source: 2023 IRP (2021 IRP Progress Report) Volume II-Appendix F

Inflation 2.27% 2023 IRP (2021 IRP Progress Report)

 Issued: November 1, 2023  
 Advice No. 23-05

Effective: January 1, 2024

Issued By PacifiCorp d/b/a Pacific Power &amp; Light Company

 By:  Matthew McVee

Title: Vice President, Regulation