




How to Find an Online Application



How to Find an Online Application

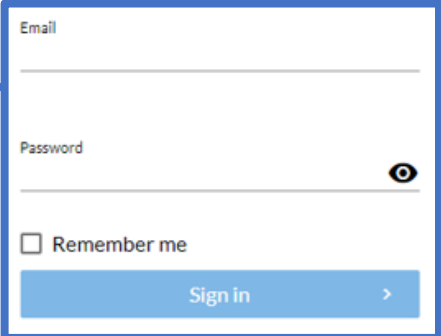
Click on this link (or copy and paste into your web browser): <https://pacificorpdsmc.traksmart.com/traksmart4/html/pux/auth/login>

1 **Sign In**

If you are a Pacific Power customer and you applied through your account,

select [sign in](#)

to login with your existing Pacific Power Incentive Center login credentials.



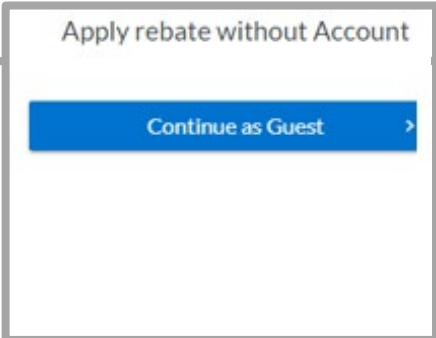
The screenshot shows a login form with the following elements: an 'Email' input field, a 'Password' input field with a toggle icon, a 'Remember me' checkbox, and a blue 'Sign in' button with a right-pointing arrow.

2 **Continue as Guest**

If you are a partner that has applied on behalf of a Pacific Power customer, OR if you are a team member authorized to access the application,

select [continue as guest](#).

You will need the application number, email address on the application, and project zip code.



The screenshot shows a button labeled 'Continue as Guest' with a right-pointing arrow, located under the heading 'Apply rebate without Account'.

Sign In - Forgot password?

If you have an Incentive Center account, but forgot your password:

- Click the [forgot password](#) link
- Type in your [email address](#)
- Click [OK](#)
- The system will email you password reset instructions.
- If you don't receive the emailed instructions immediately, check your [Spam](#) folder.
- Once you reset your password, [Sign In](#) with your [email](#) and updated [password](#).

Welcome to the Incentive Center
Sign in to securely access and manage your incentives

Email

Password

Remember me

[Sign in](#) >

[Forgot Password?](#)

An email was sent out for password reset, please check your email.

Forgot password?
Not to worry! We'll email you password reset instructions.

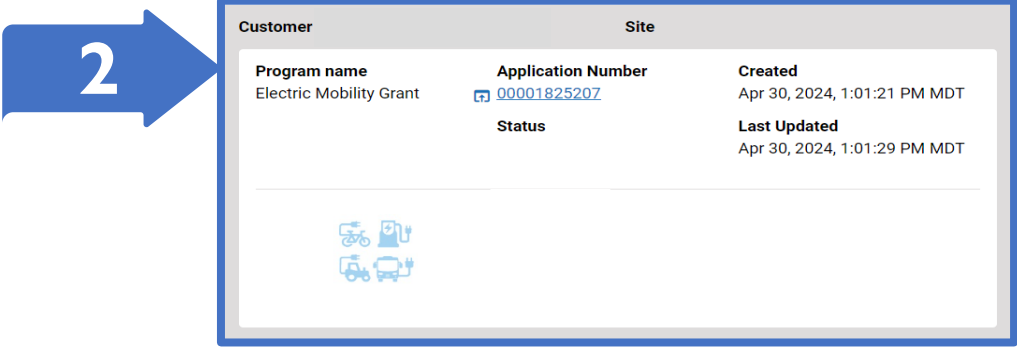
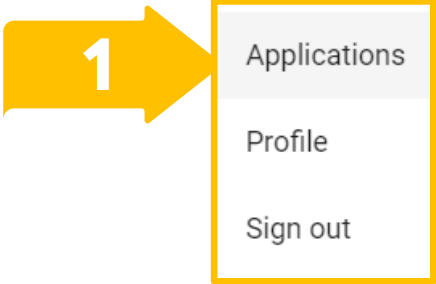
Email

[Ok](#)

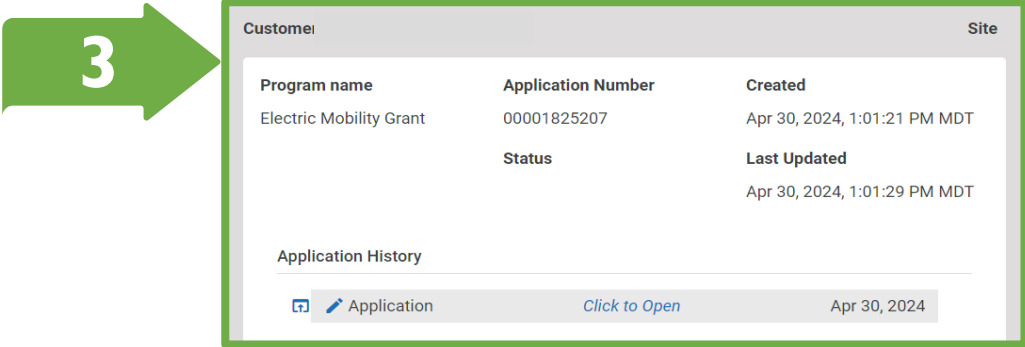
[Cancel](#)

Customer Account Application

After logging in, click on your [name](#) in the upper right corner



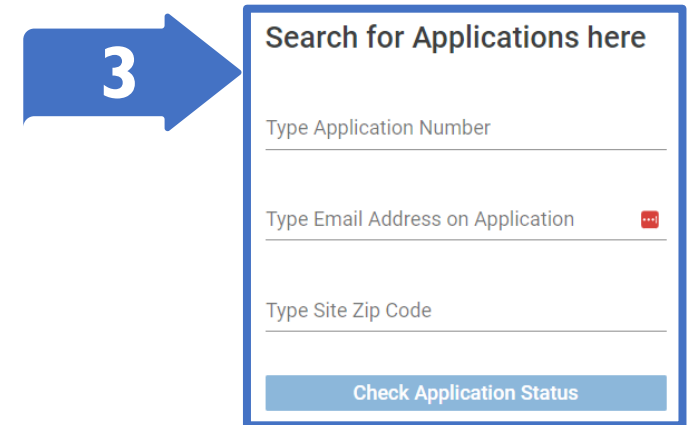
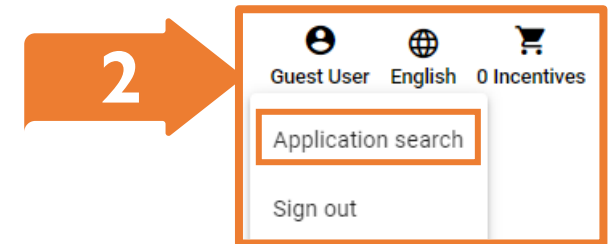
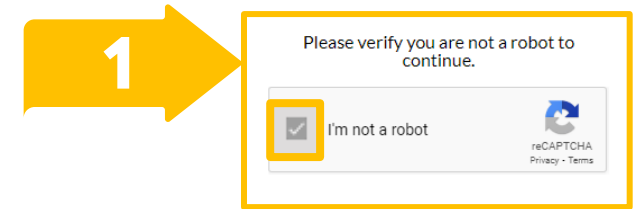
1. Click [Applications](#)
2. Select the [application number](#)
3. Select [Click to Open](#) next to Application



If signing in as a guest, please review instructions on the next page

Guest User Application

1. After selecting [Continue as Guest](#), check the box to verify you are not a robot
2. Click on [Guest User](#) in the upper right corner, then select [Application search](#)
3. Enter the [application number](#)
 - *Include all leading 0's*
4. Enter the [Email Address](#) on the application
5. Enter the [Zip Code](#) associated with the applicant account
6. Click [Check Application Status](#)




Continued on next page

Guest User Application

1. Select the [Application Number](#)
2. Select [Click to Open](#) next to Application

1

Customer	Site	
Program name Electric Mobility Grant	Application Number 00001825207	Created Apr 30, 2024, 1:01:21 PM MDT
	Status	Last Updated Apr 30, 2024, 1:01:29 PM MDT



2

Customer	Site	
Program name Electric Mobility Grant	Application Number 00001825207	Created Apr 30, 2024, 1:01:21 PM MDT
	Status	Last Updated Apr 30, 2024, 1:01:29 PM MDT

Application History

Application	Click to Open	Apr 30, 2024
-----------------------------	-------------------------------	--------------

Thank you!

Do you have:

- Questions?
- Concerns?
- Feedback?

Please connect with us:

plugin@resource-innovations.com

